

Village of Somers
7511 12th Street
Somers, WI 53171

Village Work Session Meeting
Agenda
Tuesday, July 2nd, 2024
5:30 p.m.

Village Board Work Session Meeting:	
Item #	
1	Call to Order
2	Administrator's Report
3	Engineer's Report
4	President & Trustee Reports
5	Review 2024 1st Quarter Financials
6	Discuss and Review Discharge of Firearms Ordinance
7	Discuss complaint regarding traffic near Somers Elementary School
8	Discuss complaint regarding intersection of 12th Place and 82 nd Avenue
9	Discussion regarding 2025 Capital Improvement Projects
10	Review tentative agenda for Village Board meeting on July 9 th , 2024
11	Adjourn

I hereby certify that as the designee of the chief elected official of the Village of Somers, I posted this notice of the July 2nd, 2024 Village Work Session & Agenda in 1 public place & on the Village website.

Dated this 28th day of June, 2024.

Wendy Burnette, Clerk-Treasurer

Requests from person with disabilities who need assistance to participate in this meeting should be made to the Clerk's Office at 262-859-2822 with as much notice as possible. **Notice is hereby given that members of the Village Board may participate telephonically. Notice is hereby given that members of the Town Board may be in attendance for the sole purpose of gathering information. A quorum may be present. However, no Board action will be taken.**



**VILLAGE OF SOMERS
VILLAGE BOARD
WORK SESSION ITEM MEMORANDUM**

WORK SESSION: July 2, 2024

TO: Village President Stoner and Village Trustees

FROM: Jason J. Peters, Administrator

AGENDA ITEM: #2 Administrator's Report

Below please find a bulleted summary of major issues that Administration has worked since our June 4th Work Session:

REMINDER:

DUE TO THE JULY 4TH HOLIDAY THE VILLAGE/TOWN HALL WILL BE CLOSED THURSDAY, JULY 4TH

Development

- The Plan Commission met on June 10th to review the following:
 - Request by Somers Gateway Center LLC (Golden Oil) for a CSM, Rezone, Conditional Use Permit and Site Plan/Exterior Fenestration on #82-4-222-073-0301. This will be for a fueling/gasoline service station with associated convenience store, restaurants and drive-throughs and a hotel. At the meeting, issues were raised with the site plan based on the proposed private access roads through the proposed new parcels. The Plan Commission had no issues with the proposed zoning, conditional use permit, and the CSM. Based on this fact the Plan Commission recommendation was to approve the Zoning, CUP and CSM request (7-0 for each request), the Site Plan and exterior fenestration was tabled until July's Plan Commission Meeting. The Board approved the CSM at our June 25th Board meeting.
- The Plan Commission will meet on July 8th to review the following:
 - The Site Plan and Exterior Fenestration for the above referenced Somers Gateway Center LLC project.

- Concept Review for a proposed housing project on Bear Realty’s Willow Creek Property. This property is located just east of our lift station on CTH E.
- Mister Car Wash located along Highway 142 in front of Walmart, was granted occupancy in June and is expected to open to the public this summer.



- The Bobcat Plus 13,325-sq.-ft. dealership, located on the southeast corner of 122nd Avenue and West Frontage Road, was granted occupancy on June 26th. It is expected to be open to the public very soon.



- On June 6th, Planning Staff, Administration, Trustee Nelson President Stoner held our regularly scheduled developer’s meeting. We discussed Housing standards and met with representatives from Utopia Nails to discuss two properties they purchased to the south of their location.

- On June 11th, Administration and President Stoner met with representatives from Shoreland Lutheran High School and Root Pike Win to discuss their upcoming stormwater project that was approved by the Board.
- On June 13th, Administration, Planning and Zoning, and President Stoner met with Tropical Smoothie Café to further discuss access to their approved project. Based on this meeting they will be coming back to August Plan Commission meeting to request a PUD Overlay to allow building of a shared drive on the on the south end of the property to be at 5'-0" from the property line in lieu of 10'-0" per what is required by ordinance
- On June 22nd, J&M held their grand opening event after being closed for two years following an electrical fire and a flood due to frozen pipes.
- In mid- June, Administrator Peters met with representatives from Stream regarding their approved project on the former Grohs site (just East of HSA project). They informed him of their intent to pull a permit for their first building by the end of the year. Building Inspector Seymour has been working with them to submit their permits and Staff meet on June 27th to review the plans with Engineering.
- On June 27th, Administrator Peters and President Stoner met with Ravine Park Partners to discuss their future plans for the land they own north of their Hawthorn Apartments complex.

Administration

- On June 5th, Administration held their quarterly meeting with Kenosha Count IT. We reviewed our upcoming server upgrade, possible computer replacements, and security protocols.
- The Auditorium remodel started on June 10th. Demolition was done in one day. Painting of the walls and doors has been finished. Bukacek is in the process of building the new dais. Painting and new carpet in the Fire Department lobby was completed on June 27th.



- Administration continues to attend weekly update meeting with Kenosha County Highways regarding the CTH E resurfacing project. CTH E is now open.
- On June 11th, Administrator Peters met with AT&T to further discuss our new contract for phone services.
- On June 12th, Administration and Superintendent Kreye met with a contractor to discuss the concrete enclosure for our trash bins. We were also able to meet with a representative from Johns Disposal to discuss right dimensions and placement of the enclosures. This is an approved 2024 CIP item.
- On June 13th, Staff and Trustees attended a private ribbon cutting event for Mission94. The construction of the building is complete and occupancy was granted. The state-of-the-art facility is currently hiring and offering a limited number of charter memberships through its grand opening, expected in October. Additional membership levels will be available starting in July.
- On June 13th, JDR started work on repainting the West portion on the Village/Town Hall. JDR Painting completed the concrete panel patching and painting on June 26th.



- On June 18th, Administration and President Stoner met with Sheriff Zoerner and representatives from the Sheriff's Department to discuss our 2025 Contract for Service.
- On June 19th, Public Works employees replaced the old mulch at Valleyview Park and replaced it with fresh clean sand.



- On June 19th and 20th, representatives from the DNR were on site to review the Village's MS4 permit and program. In preparation of the meeting, Staff send various program and inspection documents to the DNR. Over the two days, DNR interviewed Administration, Building Inspector Seymour and Superintendent Kreye. We also toured the Village/Town Hall's Public Works Facility, Yard waste Site, and the Savannah Construction site. The DNR will come back with answers staff questions regarding the annual report and they will make suggestions on ways to ensure that we are in compliance with all the permit requirements.



- On June 20th, the bid opening was held for our 2024 Paving Improvement Program. Payne and Dolan was the only bidder for our 13th Avenue and 16th Place project. The bid was awarded by the Board at our June 25th Board Meeting. Letters to residents living on these roads will be going out soon to inform them of the timelines. Staff has been in contact with the Kenosha County Club to try to work around their scheduled events.
- Administration continues to meet with Smith-Free Group and participating municipalities to help push HR 860 forward. On June 4, Colorado Congressman Joe Neguse added his name to the Bill as a co-sponsor. We also found out that another Bill (HR 8743) trying to address the same problem was introduced by Congressman Lauren Boebert and already has Rep. Griffin, Rep. Donalds, Rep. Nehls, Rep Steil and Rep LaLota as co-sponsors.
- On June 21st, Administration received the new Parking Ticket books from the printer. The Sheriff's department now has 20 books in their procession. These tickets will now go to the Village as opposed to the County.
- Our Quarterly newsletter will be out following the Fourth of July parade.
- The Somers 4th of July Parade "Family, Fun & Freedom on the 4th" will be held on Thursday, July 4th. Thank You to the Parade Committee, J. Schantek, Ben Harbach, Al Ferber, Vern Kotten, and Stephanie Funk for all their hard work and Thank You to all the parade sponsors.

VILLAGE OF SOMERS
Engineer's Report
June 27, 2024

Somers Trade Center (Groh's Development) - Project No. 220818

- The developer is Stream Industrial Development Services. Pinnacle is the developer's engineer.
- A public roadway is proposed to extend along the east edge of the development. There is no public bidding planned with this development.
- This project appears to be moving forward; we are waiting for revised plans, permits, and recorded CSM from the developer. Supposedly they have the temporary grading easements needed to position the roadway within the right-of-way shown on the proposed CSM.

Golden Oil Sanitary Sewer Connection - Project No. 212153

- The Developer is Golden Oil; the developer's design engineer is Excel Engineering. The Contractor is Globe Construction.
- Golden Oil requested that the construction start after Labor Day.
- We contact Globe monthly about a schedule following Labor Day.

Savanah at Pike Creek- Project No. 201664

- This project is an approximately 65-acre townhouse development at the northwest corner of the intersection of CTH L (18th Street) and STH 31 (Green Bay Road). It also includes two outlots for future commercial development. The development will consist of both public and private infrastructure. The developer is the Stoneleigh Company. Developer's design and construction engineer is Kimley-Horn and their contractor is Horizon/Naperville Construction.
- Water main testing status:
 - 24" water main in 60th Ave. and 16th Place are fully tested.
 - 12" water main in 17th Street is fully tested.
 - 8" water main in 62nd Ct. and 63rd Ct. are fully tested.
 - 8" water main in 62nd Ave. is pressure tested. Bacteria testing week of 6/24.
 - 8" water main in 60th Ct. and east half of 17th Place need to be tested.
- The sanitary sewers needs cleaning prior to acceptance.
- The public storm sewers require televising.
- The public roadways have asphalt binder.
- A punch list will be created prior to signing off on each phase.

Becknell Development Phase II - Project No. 211386

- This project is a 1-million square feet industrial spec building on a planned unit development with access to the East Frontage Road. The developer's design and construction engineer is Pinnacle Engineering.
- There has been no response from Becknell on the status of the second building.

VILLAGE OF SOMERS
Engineer's Report
June 27, 2024

Flint 94 Development— Project No. 211728

- This is the planned 3-building development west of I-94 and south of 12th St; The Developer is Flint 94 Commerce Center, LLC; their engineer is Pinnacle Engineering.
- On January 29, 2024, we issued a list of items to be completed before recommending acceptance of utilities.
- Painting the public fire hydrants red and re-seeding topsoil piles are the remaining items.
- The general contractor has requested a final walk through to verify erosion control and grass establishment is adequate.

45th Avenue and 63rd Avenue Sewage Pumping Station Replacements—Project No. 201061

- The project includes the replacement of the suction lift sewage pumping equipment with submersible design. August Winter & Son, Inc is the Contractor.
- The control panels and electric and gas service finally arrived. The Contractor is planning to start these stations the week of July 8, 2024.
- The contract completion is August 31, 2024.

Water Tower Authority to Construct - Project No. 161104

- We formally requested the Authority to Construct from the Public Service Commission of Wisconsin; the water tower is planned on 100th Avenue, north of 12th Street.
- The materials for the upcoming rebate program for low usage fixtures was also submitted and responded to by the WPSC.

Shoreland Lutheran High School - Project No. 221315

- The design engineer is Excel Engineering.
- This phase of the project will construct all the necessary stormwater infrastructure; later phases will include the building addition and sport field relocation. They are planning to reduce the 100-year flow to 11th Street from 185 cubic feet per second to 5 cubic feet per second.
- We provided engineering review comments dated March 4, 2024 and additional Planning Commission comments dated April 3, 2024; these same comments remain following the April 23, 2024 Village Board approval.

2024 Roadway Improvements - Project No. 2400374

- The 2024 project includes 13th Avenue, 16th Place.
- Payne & Dolan, Inc was the only bidder on June 20, 2024. See the separate recommendation letter.
- The bid was approved on June 25, 2024.
- The tentative date for a Public Information Meeting is July 10, 2024.

VILLAGE OF SOMERS
Engineer's Report
June 27, 2024

Golden Oil Development – North of 12th Street

Convenience Store – Project No. 2325743

- Gas station plans were received from Golden Oil's engineer Excel on April 29, 2024.
- Review comments were sent on May 21, 2024.
- The CSM was conditionally approved in June, 2024.
- We have been responding to the design engineer's questions as they come up.

Somers Hotel (Candlewood Suites) – Project No. 2400875

- Hotel plans were received from Golden Oil's engineer Excel on April 29, 2024.
- Review comments were sent on May 21, 2024.
- We have been responding to the design engineer's questions as they come up.

Q:\SOMEV\Admin\Monthly Reports\2024\06-2024\06-27-24.docx



**VILLAGE OF SOMERS
VILLAGE BOARD
WORK SESSION ITEM MEMORANDUM**

WORK SESSION: July 2nd, 2024.

TO: Village President Stoner and Village Trustees

FROM: Tanya Ealy, Accounting Manager/Deputy Clerk-Treasurer

AGENDA ITEM: #5 Review 2024 1st Quarter Financials

COMMENTS:

Below is a summary of the spreadsheets that have been provided. Each spread sheet is being provided because we found it helps when the rating agencies review our processes.

5a Dashboard

a. This summarizes the health of the General fund:

- The 2024 unaudited general fund balance projection is \$5.4 million. Our fund balance policy is set at a 17% minimum requirement level of \$1.14 million, 30% targeted amount of \$2.02 million and at 32% with reserves of \$2.16 million. As of March 2024, we have \$3.2 million in excess reserves at the 32% targeted amount with a 2% reserve fund balance.
- Debt Statutory Limit is 5% of the Equalized value TID IN. The Village of Somers debt limit policy is 65% of the statutory limit. In 2023 based on our balance, we have \$13.7 million in GO debt capacity. We have the Equalized value TID IN for 2023 in the amount of \$1.3 billion. We will not have 2024 preliminary numbers from the DOR until late July. We will not have the final numbers until Mid-August.
- We spent \$520K of the Village's ARPA funds. The remaining amount of \$356K for the Village is being used on the water meter AMR replacement program. We spent \$90K of the Town's ARPA funds.

The remaining amount of \$28.7K for the Town is being used for the audio/visual upgrades to the auditorium.

- Lifequest Fire and Ambulance receivable unaudited balance at the end of the first quarter is \$1.2 million. Our current allowance for receivable is \$885K. This will be adjusted annually at the end of the year.

5b 2024 General fund balance projection spread sheet:

- b. This shows the unaudited balance of \$3.93 million at the end of 2024's 1st quarter. The Village is projected to have an increase of \$1.49 million which is included in the 2024 projected general fund unassigned. We have a remaining CIP surplus of \$851K. This amount will be returned to the general fund after the audit adjustment. The potential general fund unaudited balance is estimated to be \$5.42 million at year end.

The top projected variances are:

- Court penalties are projected to be over \$10K from the budgeted amount. This is due to the increase in tickets.
- Miscellaneous revenue will increase by \$514K by year end. We sold the rights to the easement our cell tower is on for \$494K. We received a \$3.3K donation for public safety gear. We also received \$18K for the repair of public safety's 2022 Ford.
- Interest income is projected to increase by \$100K. This increase includes investment revenue. The original budget was \$400K. The year-to-date general fund balance is \$304K
- General government is projected to be over \$17K. The increase is the result of consulting, supplies, and equipment rental not currently in the 2024 budget.
- Public Safety is projected to be over \$1.1K. The increase is the result of Post retirement for Steven Krause not budgeted. It also includes the Building Inspector's Engineering and Inspection costs for Sandro Perez.
- Leisure/Recreation is projected to decrease by \$5K. The decrease is due to benefits not being taken by a PW employee and Equipment

Capital Outlay expense, for Parks, coming in less than expected by year end.

5c 2024 Unaudited General fund balance variance by appropriation:

- c. This shows the projected 2024 unaudited General fund balance variance by appropriation with the overall projected variance of \$630K by year-end.

5d General fund with notes:

- d. General fund revenue and expenditure with notes spread sheet by department totals (unaudited) show budget to actual as 2024 1st quarter with notes highlighting some of the major reasons for the variances.

5e Investment by Bank:

- e. This shows the bank balances as of 3/31/24 with a balance of \$21.4 million in Tri City checking account, \$3.96 million in LGIP Village account, \$471K in LGIP Town account, and a combined total of \$4.79 million in the Pershing investment accounts.

The interest rates as of 3/31/24 are 5.375% for Tri-City, 5.40% for the LGIP accounts, and 4.79% for the Pershing accounts.

The YTD total interest is \$436K. The total going to the General Fund is \$237K, which includes the accrued interest, from Pershing of \$12.5K.

The average balance for Tri-City is \$21.65 Million, Pershing (\$5 million initial investment) is \$3.63 million, Pershing (borrowed funds) is \$1.17 million, LGIP Village \$3.94 million, and LGIP Town is \$467K.

The interest return rate for Tri-City is 5.80%, LGIP Village is 5.34%, LGIP Town 5.34%, and Pershing is 5.25%.

Our YTD fees from Ehlers total \$2,588.

5f TID executive summary:

- f. This shows the current year's revenue and expenses as of 3/31/24, as well as from date of creation to March 2024. The TID annual report was submitted to the state on 6/24/24.

5g Enterprise funds report:

g. This shows the total revenue and expenditure as 3/31/24 for the Water fund, KR fund, UD#1 fund, and Stormwater fund.

5h All funds report:

h. This shows the total revenue and expenditure for each fund as 3/31/24.

ATTACHMENTS:

5a Dashboard – 2024 first quarter

5b General fund balance projection – 2024 first quarter

5c 2024 General fund balance budgeted variance by appropriation unaudited

5d General fund with notes – 2024 first quarter

5e Investment by bank – 2024 first quarter

5f TID Executive Summary – 2024 first quarter

5g Enterprise funds report – 2024 first quarter

5h All funds report – 2024 first quarter

Please note detailed revenue and expenditure reports for all funds are available at request.

DASH BOARD

2024 FUND BALANCE (UNAUDITED)

	<u>Required amount at different levels</u>	<u>2024 fund balance projection (unaudited)</u>	<u>Excess reserves (unaudited)</u>
17% minimum fund balance requirement	1,147,788	5,422,804	4,275,016
30% targeted amount of fund balance	2,025,509	5,422,804	3,397,295
32% targeted amount with 2% reserve fund balance	2,160,543	5,422,804	3,262,261

DEBT LIMIT

<u>Year</u>	<u>Equalized value TID IN</u>	<u>5% statutory limit</u>	<u>Village of Somers Debt</u>		
			<u>policy - 65% of the statutory limit</u>	<u>Existing Principal outstanding</u>	<u>Excess Debt capacity</u>
2018	834,543,000	41,727,150	27,122,648	23,614,445	3,508,203
2019	896,046,600	44,802,330	29,121,515	21,372,392	7,749,123
2020	940,358,100	47,017,905	30,561,638	23,077,680	7,483,958
2021	937,020,000	46,851,000	30,453,150	21,980,646	8,472,504
2022	1,155,365,200	57,768,260	37,549,369	20,400,000	17,149,369
2023	1,311,111,600	65,555,580	42,611,127	28,900,000	13,711,127

ARPA funding:

	<u>First Half of the payment – Received on 6/25/2021</u>	<u>Second Half of the payment – Received June 2022</u>	<u>Total</u>	<u>Activity</u>	<u>Remaining</u>
Town’s portion of ARPA funding	\$59,504.07	\$59,504.07	\$119,008.15	\$90,261.31	\$28,746.84
Village’s portion of ARPA funding	\$438,090.24	\$438,090.24	\$876,180.47	\$ 520,139.00	\$356,041.47
Total Town & Village ARPA funding	\$497,594.31	\$497,594.31	\$995,188.62	\$610,400.31	\$384,788.31

LIFEQUEST - FIRE AND EMS BILLING

	<u>Phase 1</u>	<u>Phase 2</u>	<u>Phase 3</u>	<u>Total</u>
Receivable balance as of March 31, 2024.	417,237.63	21,773.45	784,063.52	1,223,074.60
Allowance for receivable balance as of March 31, 2024 - This will be adjusted at year end.				885,385.54
Total billed as of March 31, 2024				248,720.39
Total collected as of March 31, 2024 from 2024 billed and previous years billings				(86,819.31)
As of March 31, 2024 Refunds by Lifequest				3,222.17
As of March 31, 2024 Write offs by Lifequest				(27,537.79)

Village/Town of Somers
General fund balance analysis for 2024 Financial year - first quarter
(Unaudited)

<u>ACCOUNT NUMBER</u>	<u>AMOUNT</u>	<u>MOST LIKELY AMOUNT</u>	<u>POTENTIAL AMOUNT</u>
2024 1st quarter beginning Projected General fund unaudited & unassigned balance		3,930,865.26	3,930,865.26
<u>Items causing increase to the General Fund - unaudited</u>			
Taxes	101-41000	5,840.32	
Intergovernmental revenue	101-43000	2,413.01	
Licenses and Permits	101-44000	318.00	
Fines and Forfeitures	101-45000	10,000.00	
Public charges for services	101-46000	21,285.00	
Miscellaneous revenues/Special Assessment	101-48000	514,595.00	
Investment income	101-48110	100,000.00	
Leisure/Recreation	101-55300	5,009.00	
		659,460.33	659,460.33
<u>Items causing decrease to the General Fund - PROJECTED</u>			
General Government		(17,474.54)	
Public Safety	101-52210;	(1,176.83)	
Public Works	101-53100	(490.34)	
		(19,141.71)	(19,141.71)
2023 Net Revenue & Expenditures - projected and unaudited		640,318.62	640,318.62
		4,571,183.88	4,571,183.88
CIP Fund Balance \$3,097,977 minus CIP 2023 \$98,519 streets; vendor Payne & Dolan; pd 4/25/24, & 2024 CIP expenses of \$2,147,838 . \$1,803,193 of the 2024 CIP is funded by borrowed funds. \$120,000 of the 2024 CIP is funded by ARPA funds.		851,620	851,620
2024 Ending Projected General fund unassigned fund balance (unaudited)		5,422,804	5,422,804
2024 General fund balance percentage - Projected and Unaudited		80%	80%

2024 General fund by appropriation (unaudited)

<u>General fund categories</u>	<u>Department name</u>	<u>2024 Original Budgeted</u>	<u>2024 Amended Budgeted</u>	<u>2024 Projected General Fund year-end balance</u>	Over/(Under) Amended Budget
REVENUE					
41000	TAXES	3,943,925.00	3,943,925.00	3,949,765.32	5,840.32
43000	INTERGOVERNMENTAL	1,079,356.00	1,079,356.00	1,081,769.01	2,413.01
44000	LICENSES & PERMITS	379,440.00	379,440.00	379,758.00	318.00
45000	FINES & FORFEITURES	110,050.00	110,050.00	120,050.00	10,000.00
46000	PUBLIC CHARGES FOR SERVICES	673,415.00	673,415.00	694,700.00	21,285.00
	INTERGOVERNMENTAL CHARGES FOR SERVICES	0.00	0.00		0.00
42000 & 48000	MISCELLANEOUS REVENUES + SPECIAL ASSESSMENTS	160,510.00	160,510.00	675,105.00	514,595.00
48000 Int. only	INVESTMENT INCOME	400,000.00	400,000.00	500,000.00	100,000.00
	Total revenue	6,746,696.00	6,746,696.00	7,401,147.33	654,451.33
EXPENSES					
49000	FINANCING SOURCES	5,000.00	5,000.00	5,000.00	0.00
Various	General Government	1,363,540.00	1,363,540.00	1,381,014.54	17,474.54
Various	Public Safety	3,829,497.00	3,829,497.00	3,830,673.83	1,176.83
53100	Public Works	564,489.00	564,489.00	564,979.34	490.34
53620	Solid Waste	912,237.00	912,237.00	912,237.00	0.00
55200 & 55300	Leisure/Recreation	17,147.00	17,147.00	12,138.00	(5,009.00)
56910	Planning and Development	64,786.00	64,786.00	64,786.00	0.00
	Total expenses	6,756,696.00	6,756,696.00	6,770,828.71	14,132.71
	Net revenue (expenses)			630,318.62	

REVENUE AND EXPENDITURE REPORT FOR SOMERS VILLAGE AND TOWN
 PERIOD ENDING 03/31/2024

GL NUMBER	DESCRIPTION	2024		YTD BALANCE	AVAILABLE	
		ORIGINAL BUDGET	2024 AMENDED BUDGET	03/31/2024 NORMAL (ABNORMAL)	BALANCE NORMAL (ABNORMAL)	% BDGT USED
Fund 101 - GENERAL FUND						
Revenues						
Dept 41000 - TAXES						
Account Type: Revenue						
101-41000-41111	VILLAGE PROPERTY TAXES	3,570,366.00	3,570,366.00	3,570,365.65	0.35	100.00
101-41000-41112	TOWN PROPERTY TAXES	325,357.00	325,357.00	325,423.53	(66.53)	100.02
101-41000-41140	MOBILE HOME TAXES	47,000.00	47,000.00	12,059.36	34,940.64	25.66
101-41000-41150	PRIVATE AND MANAGED FOREST, WOODLA	202.00	202.00	0.00	202.00	0.00
101-41000-41320	TAXES FROM OTHER TAX EXEMPT ENTITIES	0.00	0.00	5,773.79	(5,773.79)	100.00
101-41000-41800	INTEREST AND PENALTY ON TAXES	0.00	0.00	0.00	0.00	0.00
101-41000-41910	OMITTED TAXES	0.00	0.00	0.00	0.00	0.00
101-41000-41920	AG-USE PENALTY	1,000.00	1,000.00	0.00	1,000.00	0.00
101-41000-41930	BOUNDARY AGREEMENT	0.00	0.00	0.00	0.00	0.00
Total Revenue:		3,943,925.00	3,943,925.00	3,913,622.33	30,302.67	99.23
Total Dept 41000 - TAXES		3,943,925.00	3,943,925.00	3,913,622.33	30,302.67	99.23
Dept 42000 - SPECIAL ASSESSMENTS						
Account Type: Revenue						
101-42000-42110	STREET IMPROVEMENT ASSESSMENTS	0.00	0.00	0.00	0.00	0.00
101-42000-42180	VOLUNTARY DONATION	80,000.00	80,000.00	4,590.00	75,410.00	5.74
101-42000-42190	OTHER SPECIAL ASSESSMENTS	0.00	0.00	0.00	0.00	0.00
Total Revenue:		80,000.00	80,000.00	4,590.00	75,410.00	5.74
Total Dept 42000 - SPECIAL ASSESSMENTS		80,000.00	80,000.00	4,590.00	75,410.00	5.74
Dept 43000 - INTERGOVERNMENTAL						
Account Type: Revenue						
101-43000-43212	FEMA GRANT	0.00	0.00	0.00	0.00	0.00
101-43000-43219	SAFER GRANT	0.00	0.00	0.00	0.00	0.00
101-43000-43300	OTHER FEDERAL PAYMENTS	0.00	0.00	0.00	0.00	0.00
101-43000-43410	STATE SHARED REVENUE	451,762.00	451,762.00	0.00	451,762.00	0.00
101-43000-43411	PERSONAL PROPERTY AID	16,851.00	16,851.00	0.00	16,851.00	0.00
101-43000-43420	FIRE INSURANCE DUES	48,000.00	48,000.00	0.00	48,000.00	0.00
101-43000-43431	EXEMPT COMPUTER AID	3,797.00	3,797.00	0.00	3,797.00	0.00
101-43000-43432	EXPENDITURE RESTRAINT AID	0.00	0.00	0.00	0.00	0.00
101-43000-43433	VIDEO SERVICE PROVIDER AID	24,485.00	24,485.00	0.00	24,485.00	0.00
101-43000-43529	AMBULANCE FUNDING	6,600.00	6,600.00	7,256.28	(656.28)	109.94
101-43000-43531	TRANSPORTATION AID	188,371.00	188,371.00	47,093.38	141,277.62	25.00
101-43000-43532	DISASTER DAMAGE AIDS	0.00	0.00	0.00	0.00	0.00
101-43000-43534	LRIP FUNDING	0.00	0.00	0.00	0.00	0.00
101-43000-43545	RECYCLING GRANT	29,810.00	29,810.00	0.00	29,810.00	0.00
101-43000-43690	OTHER STATE PAYMENTS	0.00	0.00	0.00	0.00	0.00
101-43000-43691	PAYMENT FOR MUNICIPAL SERVICES	200,000.00	200,000.00	203,235.20	(3,235.20)	101.62
101-43000-43692	ENVIRONMENTAL IMPROVEMENT FUND	108,180.00	108,180.00	0.00	108,180.00	0.00
101-43000-43693	DNR GRANT - PW	0.00	0.00	0.00	0.00	0.00
101-43000-43694	DNR GRANT - PS	1,500.00	1,500.00	0.00	1,500.00	0.00
101-43000-43791	OTHER LOCAL GOVERNMENT GRANTS - PS	0.00	0.00	0.00	0.00	0.00
Total Revenue:		1,079,356.00	1,079,356.00	257,584.86	821,771.14	23.86
Total Dept 43000 - INTERGOVERNMENTAL		1,079,356.00	1,079,356.00	257,584.86	821,771.14	23.86
Dept 44000 - LICENSES & PERMITS						
Account Type: Revenue						
101-44000-44110	CLASS A LIQUOR LICENSES	6,000.00	6,000.00	0.00	6,000.00	0.00
101-44000-44111	CLASS B LIQUOR LICENSES	8,000.00	8,000.00	425.00	7,575.00	5.31
101-44000-44112	OPERATORS LICENSES	7,000.00	7,000.00	1,330.00	5,670.00	19.00
101-44000-44113	BUSINESS AND OCCUPATIONAL LICENSES	3,000.00	3,000.00	600.00	2,400.00	20.00
101-44000-44116	CIGARETTE LICENSES	1,300.00	1,300.00	0.00	1,300.00	0.00
101-44000-44121	CABLE FRANCHISE FEES	99,000.00	99,000.00	23,557.82	75,442.18	23.80
101-44000-44122	MOBILE HOME PARK LICENSES	700.00	700.00	200.00	500.00	28.57
101-44000-44130	DOG PARK LICENSES	300.00	300.00	509.00	(209.00)	169.67
101-44000-44131	DOG LICENSES	3,000.00	3,000.00	1,185.00	1,815.00	39.50
101-44000-44135	KENNEL LICENSES	0.00	0.00	0.00	0.00	0.00
101-44000-44300	BUILDING PERMITS	241,140.00	241,140.00	73,487.83	167,652.17	30.48
101-44000-44900	OTHER LICENSES AND PERMITS	10,000.00	10,000.00	1,710.00	8,290.00	17.10
Total Revenue:		379,440.00	379,440.00	103,004.65	276,435.35	27.15
Total Dept 44000 - LICENSES & PERMITS		379,440.00	379,440.00	103,004.65	276,435.35	27.15
Dept 45000 - FINES AND FORFEITURES						
Account Type: Revenue						
101-45000-45100	COURT PENALTIES	110,000.00	110,000.00	55,710.55	54,289.45	50.65
101-45000-45102	ORDINANCE VIOLATION PENALTIES	0.00	0.00	0.00	0.00	0.00
101-45000-45105	DOG PENALTIES	50.00	50.00	0.00	50.00	0.00
101-45000-45210	OTHER COURT PENALTIES	0.00	0.00	0.00	0.00	0.00
Total Revenue:		110,050.00	110,050.00	55,710.55	54,339.45	50.62
Total Dept 45000 - FINES AND FORFEITURES		110,050.00	110,050.00	55,710.55	54,339.45	50.62
Dept 46000 - PUBLIC CHARGES FOR SERVICES						
Account Type: Revenue						
101-46000-46100	LICENSE PUBLICATION FEES	1,000.00	1,000.00	40.00	960.00	4.00
101-46000-46103	PREQUALIFICATION BID FEES	150.00	150.00	1,200.00	(1,050.00)	800.00
101-46000-46105	CHARGES FOR SERVICES	4,500.00	4,500.00	0.00	4,500.00	0.00
101-46000-46106	COURT SERVICE FEES	150.00	150.00	0.00	150.00	0.00
101-46000-46220	FIRE AND RESCUE SERVICE FEES	850,000.00	850,000.00	258,437.81	591,562.19	30.40
101-46000-46221	FIRE INSPECTION FEES	40,000.00	40,000.00	15,894.60	24,105.40	39.74
101-46000-46222	BURN PERMITS	4,500.00	4,500.00	1,840.00	2,660.00	40.89
101-46000-46290	FIRE AND RESCUE ALLOWANCE	(280,000.00)	(280,000.00)	(99,488.15)	(180,511.85)	35.53
101-46000-46310	PUBLIC WORKS SERVICE FEES	4,500.00	4,500.00	0.00	4,500.00	0.00
101-46000-46431	LANDFILL PERMITS	175.00	175.00	0.00	175.00	0.00
101-46000-46440	WEED CUTTING FEES	5,000.00	5,000.00	0.00	5,000.00	0.00
101-46000-46445	POND MAINTENANCE FEES	6,390.00	6,390.00	0.00	6,420.00	(0.47)
Total Revenue:		1,079,356.00	1,079,356.00	257,584.86	821,771.14	23.86

101-46000-46590	OTHER HEALTH SERVICES	0.00	0.00	0.00	0.00	0.00
101-46000-46742	AUDITORIUM RENTAL	550.00	550.00	(125.00)	675.00	(22.73)
101-46000-46743	FIELD RENTAL	2,500.00	2,500.00	50.00	2,450.00	2.00
101-46000-46750	RECREATION FEES - BASKETBALL	0.00	0.00	0.00	0.00	0.00
101-46000-46751	RECREATION FEES - SOCCER	0.00	0.00	0.00	0.00	0.00
101-46000-46752	RECREATION FEES - SOFTBALL	0.00	0.00	0.00	0.00	0.00
101-46000-46753	RECREATION FEES - GOLF	0.00	0.00	0.00	0.00	0.00
101-46000-46754	RECREATION FEES - FLAG FOOTBALL	0.00	0.00	0.00	0.00	0.00
101-46000-46765	CONCESSION RENTAL	0.00	0.00	0.00	0.00	0.00
101-46000-46851	DEVELOPER FILING FEES	4,000.00	4,000.00	0.00	4,000.00	0.00
101-46000-46852	DEVELOPER FEES	30,000.00	30,000.00	105,120.08	(75,120.08)	350.40
101-46000-46853	PLAN COMMISSION FEES	0.00	0.00	0.00	0.00	0.00
Total Revenue:		673,415.00	673,415.00	282,939.34	390,475.66	42.02

Total Dept 46000 - PUBLIC CHARGES FOR SERVICES 673,415.00 673,415.00 282,939.34 390,475.66 42.02

Dept 47000 - INTERGOVERNMENTAL CHARGES FOR SERVICES

Account Type: Revenue

101-47000-47222	STATE HIGHWAY FIRES	0.00	0.00	0.00	0.00	0.00
Total Revenue:		0.00	0.00	0.00	0.00	0.00

Total Dept 47000 - INTERGOVERNMENTAL CHARGES FOR SERVICES 0.00 0.00 0.00 0.00 0.00

Dept 48000 - MISCELLANEOUS REVENUES

Account Type: Revenue

101-48000-48110	INTEREST INCOME	400,000.00	400,000.00	225,410.19	174,589.81	56.35
101-48000-48111	UNREALIZED GAIN/LOSS IN INVESTMENTS	0.00	0.00	0.00	0.00	0.00
101-48000-48115	PENALTIES AND INTEREST INCOME	6,000.00	6,000.00	2,924.41	3,075.59	48.74
101-48000-48120	INTERFUND LOAN INTEREST INCOME	0.00	0.00	0.00	0.00	0.00
101-48000-48130	SPECIAL ASSESSMENT INCOME	0.00	0.00	0.00	0.00	0.00
101-48000-48200	RENTAL INCOME	59,510.00	59,510.00	2,160.00	57,350.00	3.63
101-48000-48303	SALE OF HIGHWAY PROPERTY	0.00	0.00	0.00	0.00	0.00
101-48000-48306	SELL OF VILLAGE PROPERTY	0.00	0.00	494,180.00	(494,180.00)	100.00
101-48000-48307	SALE OF RECYCLABLES	2,000.00	2,000.00	1,670.37	329.63	83.52
101-48000-48500	DONATIONS - OTHER	0.00	0.00	3,300.00	(3,300.00)	100.00
101-48000-48510	DONATIONS - PARADE	10,000.00	10,000.00	0.00	10,000.00	0.00
101-48000-48520	DONATIONS - RECREATION	0.00	0.00	0.00	0.00	0.00
101-48000-48900	MISCELLANEOUS REVENUE	3,000.00	3,000.00	18,836.81	(15,836.81)	627.89
Total Revenue:		480,510.00	480,510.00	748,481.78	(267,971.78)	155.77

Sold rights to easment

Donation for Public Safety gear

Insurance claim for Public Safety 2022 Ford

Total Dept 48000 - MISCELLANEOUS REVENUES 480,510.00 480,510.00 748,481.78 (267,971.78) 155.77

Dept 49000 - FINANCING SOURCES

Account Type: Revenue

101-49000-49200	TRANSFER FROM OTHER FUNDS	0.00	0.00	0.00	0.00	0.00
101-49000-49900	CONTINUING APPROPRIATIONS	5,000.00	5,000.00	0.00	5,000.00	0.00
Total Revenue:		5,000.00	5,000.00	0.00	5,000.00	0.00

Total Dept 49000 - FINANCING SOURCES 5,000.00 5,000.00 0.00 5,000.00 0.00

TOTAL REVENUES 6,751,696.00 6,751,696.00 5,365,933.51 1,385,762.49 79.48

Expenditures

Dept 51110 - VILLAGE BOARD

Account Type: Expenditure

101-51110-50101	SALARIES	48,000.00	48,000.00	10,153.00	37,847.00	21.15
101-51110-50201	FICA	3,672.00	3,672.00	776.72	2,895.28	21.15
101-51110-50202	RETIREMENT	0.00	0.00	0.00	0.00	0.00
101-51110-50204	DENTAL INSURANCE	0.00	0.00	0.00	0.00	0.00
101-51110-50301	OFFICE SUPPLIES	0.00	0.00	0.00	0.00	0.00
101-51110-50404	LEGAL	0.00	0.00	0.00	0.00	0.00
101-51110-50701	CONFERENCES & TRAINING	500.00	500.00	90.00	410.00	18.00
101-51110-50702	TRAVEL	2,400.00	2,400.00	600.00	1,800.00	25.00
Total Expenditure:		54,572.00	54,572.00	11,619.72	42,952.28	21.29

Total Dept 51110 - VILLAGE BOARD 54,572.00 54,572.00 11,619.72 42,952.28 21.29

Dept 51120 - TOWN BOARD

Account Type: Expenditure

101-51120-50101	SALARIES	24,000.00	24,000.00	5,076.50	18,923.50	21.15
101-51120-50201	FICA	1,836.00	1,836.00	388.36	1,447.64	21.15
101-51120-50202	RETIREMENT	0.00	0.00	0.00	0.00	0.00
101-51120-50206	POST RETIREMENT BENEFITS	0.00	0.00	0.00	0.00	0.00
101-51120-50404	LEGAL	0.00	0.00	0.00	0.00	0.00
101-51120-50405	COMPUTER AND WEBSITE	0.00	0.00	0.00	0.00	0.00
101-51120-50604	TELEPHONE	0.00	0.00	0.00	0.00	0.00
101-51120-50801	NEWSLETTER	0.00	0.00	0.00	0.00	0.00
Total Expenditure:		25,836.00	25,836.00	5,464.86	20,371.14	21.15

Total Dept 51120 - TOWN BOARD 25,836.00 25,836.00 5,464.86 20,371.14 21.15

Dept 51130 - CIVIC COMMITTEE

Account Type: Expenditure

101-51130-50309	OTHER SUPPLIES AND EXPENSE	7,000.00	7,000.00	0.00	7,000.00	0.00
Total Expenditure:		7,000.00	7,000.00	0.00	7,000.00	0.00

Total Dept 51130 - CIVIC COMMITTEE 7,000.00 7,000.00 0.00 7,000.00 0.00

Dept 51210 - MUNICIPAL COURT

Account Type: Expenditure

101-51210-50101	SALARIES	60,936.00	60,936.00	12,793.70	48,142.30	21.00
101-51210-50102	WAGES	0.00	0.00	0.00	0.00	0.00
101-51210-50201	FICA	4,662.00	4,662.00	978.71	3,683.29	20.99
101-51210-50202	RETIREMENT	3,272.00	3,272.00	691.21	2,580.79	21.13
101-51210-50203	HEALTH INSURANCE	10,085.00	10,085.00	2,521.32	7,563.68	25.00
101-51210-50204	DENTAL INSURANCE	556.00	556.00	138.90	417.10	24.98
101-51210-50205	LIFE INSURANCE	158.00	158.00	31.02	126.98	19.63
101-51210-50301	OFFICE SUPPLIES	600.00	600.00	245.43	354.57	40.91
101-51210-50303	POSTAGE	0.00	0.00	0.00	0.00	0.00
101-51210-50309	OTHER SUPPLIES AND EXPENSE	5,700.00	5,700.00	0.00	5,700.00	84.68
101-51210-50404	LEGAL	0.00	0.00	0.00	0.00	0.00

101-51210-50701	CONFERENCES & TRAINING	2,500.00	2,500.00	487.55	2,012.45	19.50
101-51210-50702	TRAVEL	250.00	250.00	0.00	250.00	0.00
101-51210-50806	CODE ENFORCEMENT	0.00	0.00	0.00	0.00	0.00
101-51210-50902	EQUIPMENT CAPITAL OUTLAY	0.00	0.00	0.00	0.00	0.00
Total Expenditure:		88,719.00	88,719.00	22,714.84	66,004.16	25.60

Total Dept 51210 - MUNICIPAL COURT		88,719.00	88,719.00	22,714.84	66,004.16	25.60
Dept 51410 - VILLAGE/TOWN OFFICE						
Account Type: Expenditure						
101-51410-50101	SALARIES	164,588.00	164,588.00	34,043.26	130,544.74	20.68
101-51410-50102	WAGES	52,141.00	52,141.00	11,016.08	41,124.92	21.13
101-51410-50104	OVERTIME	1,500.00	1,500.00	0.00	1,500.00	0.00
101-51410-50201	FICA	16,695.00	16,695.00	3,419.74	13,275.26	20.48
101-51410-50202	RETIREMENT	14,954.00	14,954.00	3,109.11	11,844.89	20.79
101-51410-50203	HEALTH INSURANCE	70,925.00	70,925.00	11,935.82	58,989.18	16.83
101-51410-50204	DENTAL INSURANCE	4,522.00	4,522.00	744.15	3,777.85	16.46
101-51410-50205	LIFE INSURANCE	538.00	538.00	84.59	453.41	15.72
101-51410-50206	POST RETIREMENT BENEFITS	2,547.00	2,547.00	614.46	1,932.54	24.12
101-51410-50207	UNEMPLOYMENT	0.00	0.00	0.00	0.00	0.00
101-51410-50301	OFFICE SUPPLIES	8,182.00	8,182.00	2,492.31	5,689.69	30.46
101-51410-50302	COPIER	2,331.00	2,331.00	543.30	1,787.70	23.31
101-51410-50303	POSTAGE	3,500.00	3,500.00	1,209.26	2,290.74	34.55
101-51410-50309	OTHER SUPPLIES AND EXPENSE	15,000.00	15,000.00	5,924.89	9,075.11	39.50
101-51410-50404	LEGAL	30,000.00	30,000.00	4,816.20	25,183.80	16.05
101-51410-50405	COMPUTER AND WEBSITE	42,615.00	42,615.00	6,899.82	35,715.18	16.19
101-51410-50503	EQUIPMENT LEASE AND RENTAL	1,600.00	1,600.00	11,339.96	(9,739.96)	708.75
101-51410-50701	CONFERENCES & TRAINING	2,500.00	2,500.00	661.17	1,838.83	26.45
101-51410-50702	TRAVEL	1,800.00	1,800.00	450.00	1,350.00	25.00
101-51410-50801	NEWSLETTER	0.00	0.00	0.00	0.00	0.00
101-51410-50805	ADMINISTRATIVE CHARGE	(118,161.00)	(118,161.00)	(29,747.76)	(88,413.24)	25.18
101-51410-50902	EQUIPMENT CAPITAL OUTLAY	0.00	0.00	0.00	0.00	0.00
Total Expenditure:		317,777.00	317,777.00	69,556.36	248,220.64	21.89

Total Dept 51410 - VILLAGE/TOWN OFFICE		317,777.00	317,777.00	69,556.36	248,220.64	21.89
Dept 51420 - CLERK/TREASURER						
Account Type: Expenditure						
101-51420-50101	SALARIES	48,750.00	48,750.00	10,297.02	38,452.98	21.12
101-51420-50201	FICA	3,729.00	3,729.00	777.97	2,951.03	20.86
101-51420-50202	RETIREMENT	3,364.00	3,364.00	710.50	2,653.50	21.12
101-51420-50203	HEALTH INSURANCE	16,133.00	16,133.00	4,033.13	12,099.87	25.00
101-51420-50204	DENTAL INSURANCE	1,047.00	1,047.00	261.78	785.22	25.00
101-51420-50205	LIFE INSURANCE	45.00	45.00	8.87	36.13	19.71
101-51420-50206	POST RETIREMENT BENEFITS	266.00	266.00	72.75	193.25	27.35
101-51420-50301	OFFICE SUPPLIES	0.00	0.00	0.00	0.00	0.00
101-51420-50309	OTHER SUPPLIES AND EXPENSE	0.00	0.00	140.00	(140.00)	100.00
101-51420-50701	CONFERENCES & TRAINING	2,000.00	2,000.00	0.00	2,000.00	0.00
101-51420-50702	TRAVEL	1,800.00	1,800.00	450.00	1,350.00	25.00
101-51420-50902	EQUIPMENT CAPITAL OUTLAY	0.00	0.00	0.00	0.00	0.00
Total Expenditure:		77,134.00	77,134.00	16,752.02	60,381.98	21.72

Total Dept 51420 - CLERK/TREASURER		77,134.00	77,134.00	16,752.02	60,381.98	21.72
Dept 51421 - LICENSE PUBLICATION FEES						
Account Type: Expenditure						
101-51421-50305	PRINTING AND PUBLISHING	1,000.00	1,000.00	144.88	855.12	14.49
Total Expenditure:		1,000.00	1,000.00	144.88	855.12	14.49

Total Dept 51421 - LICENSE PUBLICATION FEES		1,000.00	1,000.00	144.88	855.12	14.49
Dept 51430 - ELECTIONS						
Account Type: Expenditure						
101-51430-50101	SALARIES	20,000.00	20,000.00	4,790.50	15,209.50	23.95
101-51430-50104	OVERTIME	0.00	0.00	0.00	0.00	0.00
101-51430-50201	FICA	1,530.00	1,530.00	366.52	1,163.48	23.96
101-51430-50202	RETIREMENT	0.00	0.00	0.00	0.00	0.00
101-51430-50203	HEALTH INSURANCE	0.00	0.00	0.00	0.00	0.00
101-51430-50204	DENTAL INSURANCE	0.00	0.00	0.00	0.00	0.00
101-51430-50303	POSTAGE	3,990.00	3,990.00	1,510.00	2,480.00	37.84
101-51430-50309	OTHER SUPPLIES AND EXPENSE	4,000.00	4,000.00	3,470.48	529.52	86.76
101-51430-50409	OTHER CONTRACTED SERVICES	0.00	0.00	0.00	0.00	0.00
101-51430-50701	CONFERENCES & TRAINING	0.00	0.00	0.00	0.00	0.00
101-51430-50902	EQUIPMENT CAPITAL OUTLAY	1,400.00	1,400.00	1,404.25	(4.25)	100.30
Total Expenditure:		30,920.00	30,920.00	11,541.75	19,378.25	37.33

Total Dept 51430 - ELECTIONS		30,920.00	30,920.00	11,541.75	19,378.25	37.33
Dept 51510 - ASSESSOR						
Account Type: Expenditure						
101-51510-50301	OFFICE SUPPLIES	1,000.00	1,000.00	259.56	740.44	25.96
101-51510-50407	ASSESSMENT	59,500.00	59,500.00	14,875.03	44,624.97	25.00
Total Expenditure:		60,500.00	60,500.00	15,134.59	45,365.41	25.02

Total Dept 51510 - ASSESSOR		60,500.00	60,500.00	15,134.59	45,365.41	25.02
Dept 51520 - BOARD OF REVIEW						
Account Type: Expenditure						
101-51520-50101	SALARIES	400.00	400.00	0.00	400.00	0.00
101-51520-50201	FICA	31.00	31.00	0.00	31.00	0.00
101-51520-50202	RETIREMENT	0.00	0.00	0.00	0.00	0.00
101-51520-50309	OTHER SUPPLIES AND EXPENSE	100.00	100.00	65.00	35.00	65.00
101-51520-50404	LEGAL	500.00	500.00	0.00	500.00	0.00
101-51520-50701	CONFERENCES & TRAINING	50.00	50.00	0.00	50.00	0.00
Total Expenditure:		1,081.00	1,081.00	65.00	1,016.00	6.01

Total Dept 51520 - BOARD OF REVIEW		1,081.00	1,081.00	65.00	1,016.00	6.01
Dept 51610 - VILLAGE/TOWN HALL						
Account Type: Expenditure						
101-51610-50309	OTHER SUPPLIES AND EXPENSE	4,000.00	4,000.00	1,300.00	3,348.03	16.30
101-51610-50409	OTHER CONTRACTED SERVICES	4,800.00	4,800.00	1,300.00	3,500.00	27.08

101-51610-50501	BUILDINGS AND GROUNDS	28,500.00	28,500.00	7,332.96	21,167.04	25.73
101-51610-50602	ELECTRICITY	12,823.00	12,823.00	3,028.74	9,794.26	23.62
101-51610-50603	GAS	5,500.00	5,500.00	2,572.44	2,927.56	46.77
101-51610-50604	TELEPHONE	3,900.00	3,900.00	1,109.05	2,790.95	28.44
101-51610-50606	WATER AND SEWER	6,300.00	6,300.00	1,064.28	5,235.72	16.89
101-51610-50902	EQUIPMENT CAPITAL OUTLAY	0.00	0.00	0.00	0.00	0.00
Total Expenditure:		65,823.00	65,823.00	17,059.44	48,763.56	25.92

Total Dept 51610 - VILLAGE/TOWN HALL 65,823.00 65,823.00 17,059.44 48,763.56 25.92

Dept 51910 - OTHER GENERAL GOVERNMENT

Account Type: Expenditure

101-51910-50304	MEMBERSHIPS	4,289.00	4,289.00	50.00	4,239.00	1.17
101-51910-50305	PRINTING AND PUBLISHING	1,500.00	1,500.00	397.93	1,102.07	26.53
101-51910-50401	AUDITING AND ACCOUNTING	24,051.00	24,051.00	3,000.00	21,051.00	12.47
101-51910-50402	CONSULTING AND FINANCIAL ADVISOR	5,000.00	5,000.00	0.00	5,000.00	0.00
101-51910-50403	ENGINEERING AND INSPECTION	11,000.00	11,000.00	15,498.51	(4,498.51)	140.90
101-51910-50404	LEGAL	67,625.00	67,625.00	25,864.12	41,760.88	38.25
101-51910-50409	OTHER CONTRACTED SERVICES	5,000.00	5,000.00	0.00	5,000.00	0.00
101-51910-50802	ILLEGAL AND UNCOLLECTIBLE TAXES	5,000.00	5,000.00	0.00	5,000.00	0.00
101-51910-50803	COLLECTION EXPENSE	47,000.00	47,000.00	9,234.64	37,765.36	19.65
101-51910-50804	UNCOLLECTIBLE ACCOUNTS	0.00	0.00	0.00	0.00	0.00
101-51910-50808	PRIOR YEAR EXPENSES	0.00	0.00	0.00	0.00	0.00
101-51910-50809	OTHER MISCELLANEOUS EXPENSES	58,800.00	58,800.00	79.53	58,720.47	0.14
101-51910-50811	LIABILITY INSURANCE	222,982.00	222,982.00	49,880.57	173,101.43	22.37
101-51910-50812	WORKER'S COMPENSATION INSURANCE	0.00	0.00	0.00	0.00	0.00
101-51910-50813	PROPERTY INSURANCE	0.00	0.00	0.00	0.00	0.00
101-51910-50913	PAYING AGENT FEES	0.00	0.00	0.00	0.00	0.00
Total Expenditure:		452,247.00	452,247.00	104,005.30	348,241.70	23.00

The developer fees will be sufficient to cover the overage.

Total Dept 51910 - OTHER GENERAL GOVERNMENT 452,247.00 452,247.00 104,005.30 348,241.70 23.00

Dept 51911 - UNION

Account Type: Expenditure

101-51911-50404	LEGAL	500.00	500.00	0.00	500.00	0.00
Total Expenditure:		500.00	500.00	0.00	500.00	0.00

Total Dept 51911 - UNION 500.00 500.00 0.00 500.00 0.00

Dept 51912 - INTERGOVERNMENTAL AGREEMENTS

Account Type: Expenditure

101-51912-50404	LEGAL	0.00	0.00	0.00	0.00	0.00
Total Expenditure:		0.00	0.00	0.00	0.00	0.00

Total Dept 51912 - INTERGOVERNMENTAL AGREEMENTS 0.00 0.00 0.00 0.00 0.00

Dept 51913 - PAYMENTS FOR MUNICIPAL SERVICES

Account Type: Expenditure

101-51913-50809	OTHER MISCELLANEOUS EXPENSES	180,000.00	180,000.00	182,911.68	(2,911.68)	101.62
Total Expenditure:		180,000.00	180,000.00	182,911.68	(2,911.68)	101.62

Total Dept 51913 - PAYMENTS FOR MUNICIPAL SERVICES 180,000.00 180,000.00 182,911.68 (2,911.68) 101.62

Dept 51999 - CONTINGENCY

Account Type: Expenditure

101-51999-50809	OTHER MISCELLANEOUS EXPENSES	0.00	0.00	0.00	0.00	0.00
Total Expenditure:		0.00	0.00	0.00	0.00	0.00

Total Dept 51999 - CONTINGENCY 0.00 0.00 0.00 0.00 0.00

Dept 52100 - LAW ENFORCEMENT

Account Type: Expenditure

101-52100-50406	LAW ENFORCEMENT	778,000.00	778,000.00	196,745.01	581,254.99	25.29
Total Expenditure:		778,000.00	778,000.00	196,745.01	581,254.99	25.29

Total Dept 52100 - LAW ENFORCEMENT 778,000.00 778,000.00 196,745.01 581,254.99 25.29

Dept 52210 - FIRE DEPARTMENT

Account Type: Expenditure

101-52210-50101	SALARIES	1,082,165.00	1,082,165.00	194,009.71	888,155.29	17.93
101-52210-50103	PART-TIME	200,000.00	200,000.00	37,270.36	162,729.64	18.64
101-52210-50104	OVERTIME	120,000.00	120,000.00	35,328.37	84,671.63	29.44
101-52210-50107	OFFICERS	18,500.00	18,500.00	3,374.10	15,125.90	18.24
101-52210-50108	PAID ON CALL	120,000.00	120,000.00	15,923.52	104,076.48	13.27
101-52210-50109	PAID ON PREMISES	110,000.00	110,000.00	20,404.61	89,595.39	18.55
101-52210-50201	FICA	126,276.00	126,276.00	23,348.52	102,927.48	18.49
101-52210-50202	RETIREMENT	194,093.00	194,093.00	36,236.88	157,856.12	18.67
101-52210-50203	HEALTH INSURANCE	345,079.00	345,079.00	72,002.27	273,076.73	20.87
101-52210-50204	DENTAL INSURANCE	20,443.00	20,443.00	4,218.90	16,224.10	20.64
101-52210-50205	LIFE INSURANCE	2,055.00	2,055.00	300.89	1,754.11	14.64
101-52210-50206	POST RETIREMENT BENEFITS	761.00	761.00	765.84	(4.84)	100.64
101-52210-50207	UNEMPLOYMENT	0.00	0.00	0.00	0.00	0.00
101-52210-50208	LENGTH OF SERVICE	0.00	0.00	0.00	0.00	0.00
101-52210-50302	COPIER	500.00	500.00	0.00	500.00	0.00
101-52210-50303	POSTAGE	150.00	150.00	126.21	23.79	84.14
101-52210-50306	MEDICAL SUPPLIES	45,000.00	45,000.00	18,090.00	26,910.00	40.20
101-52210-50307	GEAR AND CLOTHING	37,000.00	37,000.00	10,900.85	26,099.15	29.46
101-52210-50309	OTHER SUPPLIES AND EXPENSE	11,500.00	11,500.00	7,356.28	4,143.72	63.97
101-52210-50405	COMPUTER AND WEBSITE	22,082.00	22,082.00	3,069.48	19,012.52	13.90
101-52210-50502	EQUIPMENT MAINTENANCE	14,000.00	14,000.00	7,798.78	6,201.22	55.71
101-52210-50503	EQUIPMENT LEASE AND RENTAL	348.00	348.00	87.03	260.97	25.01
101-52210-50504	VEHICLE MAINTENANCE	42,500.00	42,500.00	24,354.15	18,145.85	57.30
101-52210-50601	FUEL - GASOLINE AND DIESEL	32,000.00	32,000.00	7,660.49	24,339.51	23.94
101-52210-50602	ELECTRICITY	19,000.00	19,000.00	4,883.86	14,116.14	25.70
101-52210-50603	GAS	10,000.00	10,000.00	3,007.63	6,992.37	30.08
101-52210-50604	TELEPHONE	12,000.00	12,000.00	1,532.92	10,467.08	12.77
101-52210-50606	WATER AND SEWER	10,750.00	10,750.00	2,656.80	8,093.20	24.71
101-52210-50609	PUBLIC FIRE PROTECTION	0.00	0.00	0.00	0.00	0.00
101-52210-50701	CONFERENCES & TRAINING	28,000.00	28,000.00	50.80	27,949.20	0.18
101-52210-50703	FIRE PREVENTION	5,000.00	5,000.00	1,725.00	3,275.00	34.50
101-52210-50809	OTHER MISCELLANEOUS EXPENSES	20,000.00	20,000.00	15,078.64	5,078.64	24.61
101-52210-50812	WORKER'S COMPENSATION INSURANCE	0.00	0.00	0.00	0.00	0.00

249,654
110.18

(110.18) 100.00 This should be charged to Other Supplies & Expense

101-52210-50902	EQUIPMENT CAPITAL OUTLAY	35,750.00	35,750.00	14,435.75	21,314.25	40.38
Total Expenditure:		2,684,952.00	2,684,952.00	555,951.54	2,129,000.46	20.71
Total Dept 52210 - FIRE DEPARTMENT		2,684,952.00	2,684,952.00	555,951.54	2,129,000.46	20.71
Dept 52220 - FIRE COMMISSION						
Account Type: Expenditure						
101-52220-50101	SALARIES	0.00	0.00	0.00	0.00	0.00
101-52220-50201	FICA	0.00	0.00	0.00	0.00	0.00
101-52220-50701	CONFERENCES & TRAINING	500.00	500.00	0.00	500.00	0.00
Total Expenditure:		500.00	500.00	0.00	500.00	0.00
Total Dept 52220 - FIRE COMMISSION		500.00	500.00	0.00	500.00	0.00
Dept 52230 - PUBLIC FIRE PROTECTION						
Account Type: Expenditure						
101-52230-50609	PUBLIC FIRE PROTECTION	217,000.00	217,000.00	54,269.25	162,730.75	25.01
Total Expenditure:		217,000.00	217,000.00	54,269.25	162,730.75	25.01
Total Dept 52230 - PUBLIC FIRE PROTECTION		217,000.00	217,000.00	54,269.25	162,730.75	25.01
Dept 52300 - AMBULANCE						
Account Type: Expenditure						
101-52300-50804	UNCOLLECTIBLE ACCOUNTS	0.00	0.00	0.00	0.00	0.00
Total Expenditure:		0.00	0.00	0.00	0.00	0.00
Total Dept 52300 - AMBULANCE		0.00	0.00	0.00	0.00	0.00
Dept 52400 - BUILDING INSPECTIONS						
Account Type: Expenditure						
101-52400-50101	SALARIES	77,250.00	77,250.00	16,319.75	60,930.25	21.13
101-52400-50102	WAGES	6,863.00	6,863.00	1,450.03	5,412.97	21.13
101-52400-50201	FICA	6,435.00	6,435.00	1,358.18	5,076.82	21.11
101-52400-50202	RETIREMENT	5,804.00	5,804.00	1,226.16	4,577.84	21.13
101-52400-50203	HEALTH INSURANCE	27,874.00	27,874.00	544.59	27,329.41	1.95
101-52400-50204	DENTAL INSURANCE	1,800.00	1,800.00	32.09	1,767.91	1.78
101-52400-50205	LIFE INSURANCE	288.00	288.00	55.94	232.06	19.42
101-52400-50206	POST RETIREMENT BENEFITS	1,431.00	1,431.00	0.00	1,431.00	0.00
101-52400-50207	UNEMPLOYMENT	0.00	0.00	0.00	0.00	0.00
101-52400-50309	OTHER SUPPLIES AND EXPENSE	1,500.00	1,500.00	982.46	517.54	65.50
101-52400-50403	ENGINEERING AND INSPECTION	1,500.00	1,500.00	1,097.36	402.64	73.16
101-52400-50405	COMPUTER AND WEBSITE	1,067.00	1,067.00	1,101.00	(34.00)	103.19
101-52400-50701	CONFERENCES & TRAINING	3,000.00	3,000.00	1,606.90	1,393.10	53.56
101-52400-50702	TRAVEL	2,000.00	2,000.00	355.65	1,644.35	17.78
101-52400-50806	CODE ENFORCEMENT	1,500.00	1,500.00	0.00	1,500.00	0.00
101-52400-50902	EQUIPMENT CAPITAL OUTLAY	0.00	0.00	0.00	0.00	0.00
Total Expenditure:		138,312.00	138,312.00	26,130.11	112,181.89	18.89
Total Dept 52400 - BUILDING INSPECTIONS		138,312.00	138,312.00	26,130.11	112,181.89	18.89
Dept 53100 - PUBLIC WORKS						
Account Type: Expenditure						
101-53100-50101	SALARIES	34,030.00	34,030.00	7,188.13	26,841.87	21.12
101-53100-50102	WAGES	189,598.00	189,598.00	43,684.33	145,913.67	23.04
101-53100-50104	OVERTIME	3,500.00	3,500.00	117.59	3,382.41	3.36
101-53100-50105	SNOW REMOVAL	7,000.00	7,000.00	5,234.21	1,765.79	74.77
101-53100-50106	SEASONAL	40,000.00	40,000.00	3,513.06	36,486.94	8.78
101-53100-50201	FICA	20,971.00	20,971.00	4,512.32	16,458.68	21.52
101-53100-50202	RETIREMENT	15,817.00	15,817.00	3,879.46	11,937.54	24.53
101-53100-50203	HEALTH INSURANCE	69,691.00	69,691.00	18,921.39	50,769.61	27.15
101-53100-50204	DENTAL INSURANCE	4,977.00	4,977.00	1,390.93	3,586.07	27.95
101-53100-50205	LIFE INSURANCE	220.00	220.00	118.47	101.53	53.85
101-53100-50206	POST RETIREMENT BENEFITS	1,431.00	1,431.00	34.80	1,396.20	2.43
101-53100-50207	UNEMPLOYMENT	300.00	300.00	0.00	300.00	0.00
101-53100-50307	GEAR AND CLOTHING	1,000.00	1,000.00	1,490.34	(490.34)	149.03
101-53100-50309	OTHER SUPPLIES AND EXPENSE	19,000.00	19,000.00	9,666.66	9,333.34	50.88
101-53100-50403	ENGINEERING AND INSPECTION	0.00	0.00	0.00	0.00	0.00
101-53100-50405	COMPUTER AND WEBSITE	0.00	0.00	0.00	0.00	0.00
101-53100-50501	BUILDINGS AND GROUNDS	0.00	0.00	0.00	0.00	0.00
101-53100-50504	VEHICLE MAINTENANCE	14,000.00	14,000.00	3,907.83	10,092.17	27.91
101-53100-50505	ROAD MAINTENANCE	70,000.00	70,000.00	14,125.51	55,874.49	20.18
101-53100-50506	DITCHING AND DRAINAGE	0.00	0.00	0.00	0.00	0.00
101-53100-50601	FUEL - GASOLINE AND DIESEL	15,000.00	15,000.00	4,752.46	10,247.54	31.68
101-53100-50602	ELECTRICITY	9,326.00	9,326.00	2,613.86	6,712.14	28.03
101-53100-50603	GAS	5,734.00	5,734.00	2,219.35	3,514.65	38.71
101-53100-50604	TELEPHONE	500.00	500.00	132.02	367.98	26.40
101-53100-50606	WATER AND SEWER	15,000.00	15,000.00	2,128.56	12,871.44	14.19
101-53100-50607	STREET LIGHTS	23,144.00	23,144.00	5,861.75	17,282.25	25.33
101-53100-50701	CONFERENCES & TRAINING	1,000.00	1,000.00	0.00	1,000.00	0.00
101-53100-50702	TRAVEL	250.00	250.00	0.00	250.00	0.00
101-53100-50902	EQUIPMENT CAPITAL OUTLAY	3,000.00	3,000.00	0.00	3,000.00	0.00
Total Expenditure:		564,489.00	564,489.00	135,493.03	428,995.97	24.00
Total Dept 53100 - PUBLIC WORKS		564,489.00	564,489.00	135,493.03	428,995.97	24.00
Dept 53620 - SOLID WASTE						
Account Type: Expenditure						
101-53620-50102	WAGES	9,237.00	9,237.00	2,015.96	7,221.04	21.82
101-53620-50201	FICA	707.00	707.00	151.36	555.64	21.41
101-53620-50202	RETIREMENT	637.00	637.00	139.13	497.87	21.84
101-53620-50203	HEALTH INSURANCE	3,723.00	3,723.00	902.14	2,820.86	24.23
101-53620-50204	DENTAL INSURANCE	242.00	242.00	56.72	185.28	23.44
101-53620-50205	LIFE INSURANCE	8.00	8.00	4.46	3.54	55.75
101-53620-50301	OFFICE SUPPLIES	1,000.00	1,000.00	0.00	1,000.00	0.00
101-53620-50408	GARBAGE COLLECTION	590,179.00	590,179.00	131,280.90	458,898.10	22.24
101-53620-50504	VEHICLE MAINTENANCE	0.00	0.00	0.00	0.00	0.00
101-53620-50601	FUEL - GASOLINE AND DIESEL	0.00	0.00	0.00	0.00	0.00
101-53620-50608	RECYCLING AND TIPPING FEES	306,504.00	306,504.00	65,743.05	240,760.95	21.45
Total Expenditure:		912,237.00	912,237.00	200,293.72	711,943.28	21.96
Total Dept 53620 - SOLID WASTE		912,237.00	912,237.00	200,293.72	711,943.28	21.96

The Building Inspector doesn't hold the Village of Somers insurance

The Building Inspector doesn't hold the Village of Somers insurance

Insurance reimbursemt went from \$119.03 to 11.60 per month

Dept 54100 - ANIMAL CONTROL						
Account Type: Expenditure						
101-54100-50409	OTHER CONTRACTED SERVICES	10,733.00	10,733.00	2,683.29	8,049.71	25.00
Total Expenditure:		10,733.00	10,733.00	2,683.29	8,049.71	25.00
Total Dept 54100 - ANIMAL CONTROL		10,733.00	10,733.00	2,683.29	8,049.71	25.00
Dept 55200 - PARKS						
Account Type: Expenditure						
101-55200-50101	SALARIES	500.00	500.00	0.00	500.00	0.00
101-55200-50201	FICA	38.00	38.00	0.00	38.00	0.00
101-55200-50309	OTHER SUPPLIES AND EXPENSE	3,000.00	3,000.00	42.14	2,957.86	1.40
101-55200-50409	OTHER CONTRACTED SERVICES	200.00	200.00	0.00	200.00	0.00
101-55200-50501	BUILDINGS AND GROUNDS	0.00	0.00	0.00	0.00	0.00
101-55200-50902	EQUIPMENT CAPITAL OUTLAY	4,000.00	4,000.00	0.00	4,000.00	0.00
Total Expenditure:		7,738.00	7,738.00	42.14	7,695.86	0.54
Total Dept 55200 - PARKS		7,738.00	7,738.00	42.14	7,695.86	0.54
Dept 55300 - RECREATION						
Account Type: Expenditure						
101-55300-50102	WAGES	5,778.00	5,778.00	1,176.71	4,601.29	20.37
101-55300-50104	OVERTIME	0.00	0.00	0.00	0.00	0.00
101-55300-50106	SEASONAL	1,500.00	1,500.00	0.00	1,500.00	0.00
101-55300-50201	FICA	557.00	557.00	87.12	469.88	15.64
101-55300-50202	RETIREMENT	399.00	399.00	81.19	317.81	20.35
101-55300-50203	HEALTH INSURANCE	1,009.00	1,009.00	0.00	1,009.00	0.00
101-55300-50204	DENTAL INSURANCE	161.00	161.00	39.50	121.50	24.53
101-55300-50205	LIFE INSURANCE	5.00	5.00	0.97	4.03	19.40
101-55300-50309	OTHER SUPPLIES AND EXPENSE	0.00	0.00	0.00	0.00	0.00
101-55300-50902	EQUIPMENT CAPITAL OUTLAY	0.00	0.00	0.00	0.00	0.00
Total Expenditure:		9,409.00	9,409.00	1,385.49	8,023.51	14.73
Total Dept 55300 - RECREATION		9,409.00	9,409.00	1,385.49	8,023.51	14.73
Dept 56910 - PLAN COMMISSION						
Account Type: Expenditure						
101-56910-50101	SALARIES	37,772.00	37,772.00	8,016.98	29,755.02	21.22
101-56910-50102	WAGES	3,360.00	3,360.00	200.00	3,160.00	5.95
101-56910-50201	FICA	3,147.00	3,147.00	628.76	2,518.24	19.98
101-56910-50202	RETIREMENT	2,606.00	2,606.00	550.39	2,055.61	21.12
101-56910-50203	HEALTH INSURANCE	6,981.00	6,981.00	1,240.95	5,740.05	17.78
101-56910-50204	DENTAL INSURANCE	433.00	433.00	80.54	352.46	18.60
101-56910-50205	LIFE INSURANCE	57.00	57.00	10.47	46.53	18.37
101-56910-50206	POST RETIREMENT BENEFITS	0.00	0.00	0.00	0.00	0.00
101-56910-50305	PRINTING AND PUBLISHING	400.00	400.00	0.00	400.00	0.00
101-56910-50309	OTHER SUPPLIES AND EXPENSE	30.00	30.00	12.00	18.00	40.00
101-56910-50403	ENGINEERING AND INSPECTION	0.00	0.00	0.00	0.00	0.00
101-56910-50409	OTHER CONTRACTED SERVICES	10,000.00	10,000.00	0.00	10,000.00	0.00
Total Expenditure:		64,786.00	64,786.00	10,740.09	54,045.91	16.58
Total Dept 56910 - PLAN COMMISSION		64,786.00	64,786.00	10,740.09	54,045.91	16.58
Dept 56920 - BOARD OF APPEALS						
Account Type: Expenditure						
101-56920-50102	WAGES	400.00	400.00	0.00	400.00	0.00
101-56920-50201	FICA	31.00	31.00	0.00	31.00	0.00
101-56920-50202	RETIREMENT	0.00	0.00	0.00	0.00	0.00
101-56920-50309	OTHER SUPPLIES AND EXPENSE	0.00	0.00	0.00	0.00	0.00
Total Expenditure:		431.00	431.00	0.00	431.00	0.00
Total Dept 56920 - BOARD OF APPEALS		431.00	431.00	0.00	431.00	0.00
Dept 59100 - TRANSFER OUT						
Account Type: Expenditure						
101-59100-50000	TRANSFER TO OTHER FUNDS	0.00	0.00	0.00	0.00	0.00
Total Expenditure:		0.00	0.00	0.00	0.00	0.00
Total Dept 59100 - TRANSFER OUT		0.00	0.00	0.00	0.00	0.00
TOTAL EXPENDITURES		6,751,696.00	6,751,696.00	1,640,704.11	5,110,991.89	24.30
Fund 101 - GENERAL FUND:						
TOTAL REVENUES		6,751,696.00	6,751,696.00	5,365,933.51	1,385,762.49	79.48
TOTAL EXPENDITURES		6,751,696.00	6,751,696.00	1,640,704.11	5,110,991.89	24.30
NET OF REVENUES & EXPENDITURES		0.00	0.00	3,725,229.40	(3,725,229.40)	100.00

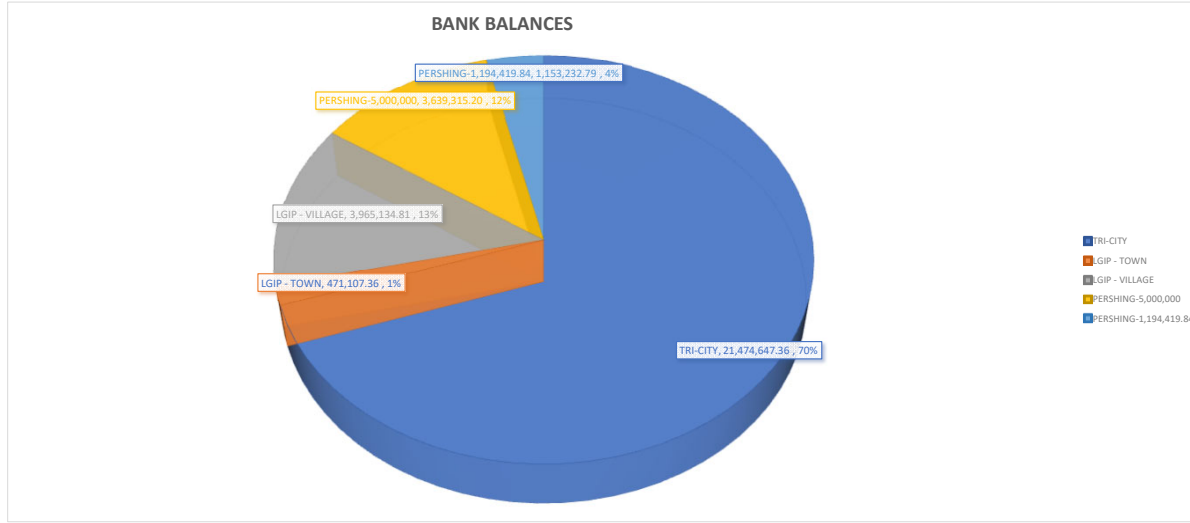
PW employee doesn't hold the Village of Somers insurance.

Wage will come in under budget due to some members not taking payment.

**VILLAGE OF SOMERS
CASH AND INVESTMENT REPORT 3/31/2024**

Account Type	Balance as of 3/31/2024	Interest rate	YTD interest	Accrued interest YTD	GF Interest
TRI-CITY	21,474,647.36	5.375%	\$ 313,959.75	\$ 200,437.90	55%
LGIP - TOWN	471,107.36	5.40%	\$ 6,222.71	\$ 6,222.71	100%
LGIP - VILLAGE	3,965,134.81	5.40%	\$ 52,676.09	\$ -	Included in the Tri-City total
PERSHING-5,000,000	3,639,315.20	4.79%	\$ 48,448.98	\$ 32,200.48	\$ 31,211.35 This number includes the accrued interest to be allocated to the GF
PERSHING-1,194,419.84	1,153,232.79	4.79%	\$ 15,429.42	\$ 112.16	This interest is being used for the cip
	<u>30,703,437.52</u>		<u>\$ 436,736.95</u>	<u>\$ 237,871.96</u>	

*Average interest rate for the month



**2024 VILLAGE OF SOMERS
INVESTMENT INCOME**

MONTH	PERSHING-BORROWING	PERSHING2	LGIP-V	LGIP-T	TOTALS
JAN	\$ 8,748.74	\$ 41,746.26	\$ 17,864.88	\$ 2,108.99	\$ 70,468.87
FEB	\$ 4,541.84	\$ 3,238.71	\$ 16,773.40	\$ 1,980.72	\$ 26,534.67
MAR	\$ 2,138.84	\$ 3,464.01	\$ 18,037.81	\$ 2,133.00	\$ 25,773.66
APR					
MAY					
JUN					
JUL					
AUG					
SEP					
OCT					
NOV					
DEC					
2024 GT	15,429.42	48,448.98	52,676.09	6,222.71	\$ 122,777.20
1ST QTR	\$ 15,429.42	\$ 48,448.98	\$ 52,676.09	\$ 6,222.71	\$ 122,777.20
2nd QTR	-	-	-	-	-
3rd QTR	-	-	-	-	-
4th QTR	-	-	-	-	-

FEEES

MONTH	PERSHING-BORROWING	PERSHING2	LGIP-V	LGIP-T	TOTALS
JAN	\$ 154.80	\$ 454.78	\$ -	\$ -	\$ 609.58
FEB	\$ 259.04	\$ 762.36	\$ -	\$ -	\$ 1,021.40
MAR	\$ 238.17	\$ 718.79	\$ -	\$ -	\$ 956.96
APR					
MAY					
JUN					
JUL					
AUG					
SEP					
OCT					
NOV					
DEC					
2024 GT	652.01	1,935.93	-	-	2,587.94
1ST QTR	\$ 652.01	\$ 1,935.93	\$ -	\$ -	\$ 2,587.94
2nd QTR	-	-	-	-	-
3rd QTR	-	-	-	-	-
4th QTR	-	-	-	-	-

2024 MONTHLY BALANCES

MONTH	PERSHING-BORROWING	PERSHING	LGIP-V	LGIP-T
JAN	\$ 1,226,596.91	\$ 3,628,023.97	\$ 3,930,323.60	\$ 464,120.24
FEB	\$ 1,148,654.15	\$ 3,632,303.21	\$ 3,947,097.00	\$ 466,100.96
MAR	\$ 1,153,232.79	\$ 3,639,315.20	\$ 3,965,134.81	\$ 471,107.36
APR				
MAY				
JUN				
JUL				
AUG				
SEP				
OCT				
NOV				
DEC				
YEARLY AVG	\$ 1,176,161.28	\$ 3,633,214.13	\$ 3,947,518.47	\$ 467,109.52

VILLAGE OF SOMERS 1st QTR REPORT 2024

AVERAGE MONTHLY	PERSHING-BORROWING	PERSHING	LGIP-V	LGIP-T
1st Q BEGIN BALANCE	\$ 1,226,596.91	\$ 3,628,023.97	\$ 3,930,323.60	\$ 464,120.24
1st Q END BALANCE	1,153,232.79	3,639,315.20	3,965,134.81	471,107.36
AVERAGE BALANCE	1,176,161.28	3,633,214.13	3,947,518.47	467,109.52
INTEREST EARNED	15,429.42	48,448.98	52,676.09	6,222.71

Respectfully submitted,

Tanya Ealy
Accounting Manager

VILLAGE OF SOMERS
TAX INCREMENT DISTRICT REPORTS

District No.	<u>1</u>	<u>2</u>	<u>3</u>	<u>4</u>	<u>5</u>	<u>6</u>	<u>7</u>	<u>8</u>	<u>9</u>	<u>10</u>	<u>11</u>
Type	Industrial	Mixed Use	Mixed Use	Mixed Use	Mixed Use	Mixed Use	Mixed Use	Mixed Use	Mixed Use	Mixed Use	Mixed Use
Creation Date	7/27/2015	9/30/2015	7/24/2018	7/24/2018	7/24/2018	7/24/2018	7/24/2018	7/24/2018	7/24/2018	7/24/2018	7/24/2018
Dissolution Date	7/27/2035	9/30/2035	7/24/2038	7/24/2038	7/24/2038	7/24/2038	7/24/2038	7/24/2038	7/24/2038	7/24/2038	7/24/2038
2024 Revenues and Expenses											
Revenues	\$ 1,001,859	\$ 1,335,466	\$ 692,444	\$ 597,248	\$ 10,006	\$ 75,699	\$ 45,114	\$ 1,165	\$ 4,810	\$ 25,675	\$ 971
Expenses	<u>239,183</u>	<u>13,801</u>	<u>12,595</u>	<u>2,903</u>	<u>23,733</u>	<u>8,571</u>	<u>458</u>	<u>1,578</u>	<u>143</u>	<u>143</u>	<u>143</u>
Excess or Deficiency	<u>\$ 762,677</u>	<u>\$ 1,321,665</u>	<u>\$ 679,850</u>	<u>\$ 594,345</u>	<u>\$ (13,727)</u>	<u>\$ 67,128</u>	<u>\$ 44,656</u>	<u>\$ (413)</u>	<u>\$ 4,667</u>	<u>\$ 25,532</u>	<u>\$ 828</u>
Totals from Date of Creation to 3/31/2024											
Revenues	\$ 22,845,430	\$ 21,019,235	\$ 2,009,093	\$ 2,185,867	\$ 215,748	\$ 14,640,716	\$ 170,386	\$ 238,652	\$ 12,589	\$ 77,152	\$ 3,183
Expenses	<u>17,589,356</u>	<u>16,815,670</u>	<u>1,925,289</u>	<u>908,123</u>	<u>348,514</u>	<u>14,482,390</u>	<u>46,147</u>	<u>479,427</u>	<u>20,302</u>	<u>29,234</u>	<u>20,284</u>
Excess or Deficiency	<u>\$ 5,256,075</u>	<u>\$ 4,203,565</u>	<u>\$ 83,805</u>	<u>\$ 1,277,744</u>	<u>\$ (132,766)</u>	<u>\$ 158,326</u>	<u>\$ 124,239</u>	<u>\$ (240,775)</u>	<u>\$ (7,713)</u>	<u>\$ 47,918</u>	<u>\$ (17,101)</u>
Outstanding Debt	\$ 8,078,530	\$ 5,810,000	\$ 134,076	\$ -	\$ -	\$ -	\$ -	\$ 235,446	\$ -	\$ -	\$ -
Less Fund Balances											
TID Capital Projects Fund	1,182,375	(1,986)	(652,372)	(732,880)	(152,289)	54,743	(22,690)	(243,982)	(20,302)	(7,022)	(20,284)
TID Debt Service Fund	<u>4,073,699</u>	<u>4,205,551</u>	<u>736,177</u>	<u>2,010,623</u>	<u>19,523</u>	<u>103,584</u>	<u>146,928</u>	<u>3,207</u>	<u>12,588</u>	<u>54,941</u>	<u>3,183</u>
Net Cost to be Recovered as of 3/31/2024	<u>\$ 2,822,455</u>	<u>\$ 1,606,435</u>	<u>\$ 50,271</u>	<u>\$ (1,277,744)</u>	<u>\$ 132,766</u>	<u>\$ (158,326)</u>	<u>\$ (124,238)</u>	<u>\$ 476,221</u>	<u>\$ 7,714</u>	<u>\$ (47,919)</u>	<u>\$ 17,101</u>
Increment Information											
2019 Revenue	\$ 1,078,611	\$ 956,504	\$ -	\$ -	\$ -	\$ -	\$ -	\$ -	\$ -	\$ -	\$ -
2020 Revenue	1,077,133	989,149	-	1,409	3,010	3,313	14,801	472	2,669	3,976	255
2021 Revenue	1,011,945	942,859	-	2,301	-	735	18,136	216	2,317	3,034	72
2022 Revenue	945,869	1,547,204	23,422	688,596	447	14,404	27,799	305	-	-	1,002
2023 Revenue	909,045	1,238,192	25,282	626,177	6,060	15,266	41,071	1,049	3,446	23,125	882
2024 Revenue	875,055	1,244,877	692,444	597,248	10,006	75,699	45,114	1,165	4,810	24,802	971
Check - should be zero	0	0	0	0	0	0	(0)	(0)	0	(0)	0

REVENUE AND EXPENDITURE REPORT FOR SOMERS VILLAGE AND TOWN
 PERIOD ENDING 03/31/2024
 % Fiscal Year Completed: 24.86

GL NUMBER	DESCRIPTION	2024 ORIGINAL BUDGET	2024 AMENDED BUDGET	YTD BALANCE 03/31/2024 NORM (ABNORM)	ACTIVITY FOR MONTH 03/31/24 INCR (DECR)	AVAILABLE BALANCE NORM (ABNORM)	% BDGT USED
Fund 601 - SOMERS WATER UTILITY							
Fund 601 - SOMERS WATER UTILITY:							
	TOTAL REVENUES	1,192,602.00	1,192,602.00	438,430.61	424,535.83	754,171.39	36.76
	TOTAL EXPENDITURES	1,612,573.00	1,694,043.00	297,395.40	108,403.50	1,396,647.60	17.56
	NET OF REVENUES & EXPENDITURES	(419,971.00)	(501,441.00)	141,035.21	316,132.33	(642,476.21)	28.13
Fund 602 - K.R. SEWER DISTRICT							
Fund 602 - K.R. SEWER DISTRICT:							
	TOTAL REVENUES	215,397.00	215,397.00	55,762.75	54,283.55	159,634.25	25.89
	TOTAL EXPENDITURES	340,503.00	340,503.00	89,513.85	58,925.92	250,989.15	26.29
	NET OF REVENUES & EXPENDITURES	(125,106.00)	(125,106.00)	(33,751.10)	(4,642.37)	(91,354.90)	26.98
Fund 603 - UTILITY DISTRICT #1							
Fund 603 - UTILITY DISTRICT #1:							
	TOTAL REVENUES	2,370,099.00	2,370,099.00	709,127.42	667,986.14	1,660,971.58	29.92
	TOTAL EXPENDITURES	3,111,467.00	3,111,467.00	543,564.02	185,703.75	2,567,902.98	17.47
	NET OF REVENUES & EXPENDITURES	(741,368.00)	(741,368.00)	165,563.40	482,282.39	(906,931.40)	22.33
Fund 604 - STORMWATER UTILITY							
Fund 604 - STORMWATER UTILITY:							
	TOTAL REVENUES	280,000.00	280,000.00	291,738.24	0.00	(11,738.24)	104.19
	TOTAL EXPENDITURES	230,911.00	230,911.00	26,560.94	20,756.02	204,350.06	11.50
	NET OF REVENUES & EXPENDITURES	49,089.00	49,089.00	265,177.30	(20,756.02)	(216,088.30)	540.20
	TOTAL REVENUES - ALL FUNDS	4,058,098.00	4,058,098.00	1,495,059.02	1,146,805.52	2,563,038.98	36.84
	TOTAL EXPENDITURES - ALL FUNDS	5,295,454.00	5,376,924.00	957,034.21	373,789.19	4,419,889.79	17.80
	NET OF REVENUES & EXPENDITURES	(1,237,356.00)	(1,318,826.00)	538,024.81	773,016.33	(1,856,850.81)	40.80

REVENUE AND EXPENDITURE REPORT FOR SOMERS VILLAGE AND TOWN
 PERIOD ENDING 03/31/2024

GL NUMBER	DESCRIPTION	2024 ORIGINAL BUDGET	2024 AMENDED BUDGET	YTD BALANCE 03/31/2024 NORMAL (ABNORMAL)	AVAILABLE BALANCE NORMAL (ABNORMAL)	% BDGT USED
Fund 101 - GENERAL FUND						
Fund 101 - GENERAL FUND:						
	TOTAL REVENUES	6,751,696.00	6,751,696.00	5,365,933.51	1,385,762.49	79.48
	TOTAL EXPENDITURES	6,751,696.00	6,751,696.00	1,640,704.11	5,110,991.89	24.30
	NET OF REVENUES & EXPENDITURES	0.00	0.00	3,725,229.40	(3,725,229.40)	100.00
Fund 201 - DRAINAGE FUND						
Fund 201 - DRAINAGE FUND:						
	TOTAL REVENUES	0.00	0.00	665.30	(665.30)	100.00
	TOTAL EXPENDITURES	0.00	0.00	0.00	0.00	0.00
	NET OF REVENUES & EXPENDITURES	0.00	0.00	665.30	(665.30)	100.00
Fund 202 - PARK FUND						
Fund 202 - PARK FUND:						
	TOTAL REVENUES	0.00	0.00	849.25	(849.25)	100.00
	TOTAL EXPENDITURES	5,111.00	5,111.00	0.00	5,111.00	0.00
	NET OF REVENUES & EXPENDITURES	(5,111.00)	(5,111.00)	849.25	(5,960.25)	16.62
Fund 204 - GRANT FUND						
Fund 204 - GRANT FUND:						
	TOTAL REVENUES	0.00	0.00	0.00	0.00	0.00
	TOTAL EXPENDITURES	0.00	0.00	0.00	0.00	0.00
	NET OF REVENUES & EXPENDITURES	0.00	0.00	0.00	0.00	0.00
Fund 301 - DEBT SERVICE FUND						
Fund 301 - DEBT SERVICE FUND:						
	TOTAL REVENUES	1,012,225.00	1,012,225.00	1,097,325.23	(85,100.23)	108.41
	TOTAL EXPENDITURES	1,006,981.00	1,006,981.00	587,074.93	419,906.07	58.30
	NET OF REVENUES & EXPENDITURES	5,244.00	5,244.00	510,250.30	(505,006.30)	9,730.17
Fund 302 - TID#1 DEBT SERVICE FUND						
Fund 302 - TID#1 DEBT SERVICE FUND:						
	TOTAL REVENUES	870,741.00	870,741.00	956,314.66	(85,573.66)	109.83
	TOTAL EXPENDITURES	685,690.00	685,690.00	235,315.00	450,375.00	34.32
	NET OF REVENUES & EXPENDITURES	185,051.00	185,051.00	720,999.66	(535,948.66)	389.62
Fund 303 - TID#2 DEBT SERVICE FUND						
Fund 303 - TID#2 DEBT SERVICE FUND:						
	TOTAL REVENUES	1,238,739.00	1,238,739.00	1,326,018.29	(87,279.29)	107.05
	TOTAL EXPENDITURES	637,316.00	637,316.00	9,447.51	627,868.49	1.48
	NET OF REVENUES & EXPENDITURES	601,423.00	601,423.00	1,316,570.78	(715,147.78)	218.91
Fund 304 - TID#3 DEBT SERVICE FUND						
Fund 304 - TID#3 DEBT SERVICE FUND:						
	TOTAL REVENUES	689,030.00	689,030.00	692,444.41	(3,414.41)	100.50
	TOTAL EXPENDITURES	4,223.00	4,223.00	0.00	4,223.00	0.00
	NET OF REVENUES & EXPENDITURES	684,807.00	684,807.00	692,444.41	(7,637.41)	101.12
Fund 305 - TID#4 DEBT SERVICE FUND						
Fund 305 - TID#4 DEBT SERVICE FUND:						
	TOTAL REVENUES	594,303.00	594,303.00	597,248.12	(2,945.12)	100.50
	TOTAL EXPENDITURES	0.00	0.00	0.00	0.00	0.00
	NET OF REVENUES & EXPENDITURES	594,303.00	594,303.00	597,248.12	(2,945.12)	100.50
Fund 306 - TID#5 DEBT SERVICE FUND						
Fund 306 - TID#5 DEBT SERVICE FUND:						
	TOTAL REVENUES	9,956.00	9,956.00	10,005.80	(49.80)	100.50
	TOTAL EXPENDITURES	0.00	0.00	0.00	0.00	0.00
	NET OF REVENUES & EXPENDITURES	9,956.00	9,956.00	10,005.80	(49.80)	100.50
Fund 307 - TID#6 DEBT SERVICE FUND						
Fund 307 - TID#6 DEBT SERVICE FUND:						
	TOTAL REVENUES	75,326.00	75,326.00	75,698.96	(372.96)	100.50
	TOTAL EXPENDITURES	4,958.00	4,958.00	0.00	4,958.00	0.00
	NET OF REVENUES & EXPENDITURES	70,368.00	70,368.00	75,698.96	(5,330.96)	107.58

Fund 308 - TID#7 DEBT SERVICE FUND					
Fund 308 - TID#7 DEBT SERVICE FUND:					
TOTAL REVENUES	44,891.00	44,891.00	45,113.90	(222.90)	100.50
TOTAL EXPENDITURES	0.00	0.00	0.00	0.00	0.00
NET OF REVENUES & EXPENDITURES	44,891.00	44,891.00	45,113.90	(222.90)	100.50
Fund 309 - TID#8 DEBT SERVICE FUND					
Fund 309 - TID#8 DEBT SERVICE FUND:					
TOTAL REVENUES	1,159.00	1,159.00	1,164.84	(5.84)	100.50
TOTAL EXPENDITURES	0.00	0.00	0.00	0.00	0.00
NET OF REVENUES & EXPENDITURES	1,159.00	1,159.00	1,164.84	(5.84)	100.50
Fund 310 - TID#9 DEBT SERVICE FUND					
Fund 310 - TID#9 DEBT SERVICE FUND:					
TOTAL REVENUES	4,786.00	4,786.00	4,809.69	(23.69)	100.49
TOTAL EXPENDITURES	0.00	0.00	0.00	0.00	0.00
NET OF REVENUES & EXPENDITURES	4,786.00	4,786.00	4,809.69	(23.69)	100.49
Fund 311 - TID#10 DEBT SERVICE FUND					
Fund 311 - TID#10 DEBT SERVICE FUND:					
TOTAL REVENUES	24,679.00	24,679.00	24,801.62	(122.62)	100.50
TOTAL EXPENDITURES	0.00	0.00	0.00	0.00	0.00
NET OF REVENUES & EXPENDITURES	24,679.00	24,679.00	24,801.62	(122.62)	100.50
Fund 312 - TID#11 DEBT SERVICE FUND					
Fund 312 - TID#11 DEBT SERVICE FUND:					
TOTAL REVENUES	966.00	966.00	970.93	(4.93)	100.51
TOTAL EXPENDITURES	0.00	0.00	0.00	0.00	0.00
NET OF REVENUES & EXPENDITURES	966.00	966.00	970.93	(4.93)	100.51
Fund 401 - CAPITAL IMPROVEMENT					
Fund 401 - CAPITAL IMPROVEMENT:					
TOTAL REVENUES	0.00	0.00	12,960.72	(12,960.72)	100.00
TOTAL EXPENDITURES	2,129,193.00	2,187,668.00	209,391.31	1,978,276.69	9.57
NET OF REVENUES & EXPENDITURES	(2,129,193.00)	(2,187,668.00)	(196,430.59)	(1,991,237.41)	8.98
Fund 402 - TAX INCREMENTAL DISTRICT #1					
Fund 402 - TAX INCREMENTAL DISTRICT #1:					
TOTAL REVENUES	0.00	0.00	45,544.50	(45,544.50)	100.00
TOTAL EXPENDITURES	18,388.00	18,388.00	3,867.59	14,520.41	21.03
NET OF REVENUES & EXPENDITURES	(18,388.00)	(18,388.00)	41,676.91	(60,064.91)	226.65
Fund 403 - TAX INCREMENTAL DISTRICT #2					
Fund 403 - TAX INCREMENTAL DISTRICT #2:					
TOTAL REVENUES	0.00	0.00	9,447.51	(9,447.51)	100.00
TOTAL EXPENDITURES	19,337.00	19,337.00	4,353.27	14,983.73	22.51
NET OF REVENUES & EXPENDITURES	(19,337.00)	(19,337.00)	5,094.24	(24,431.24)	26.34
Fund 404 - TAX INCREMENTAL DISTRICT #3					
Fund 404 - TAX INCREMENTAL DISTRICT #3:					
TOTAL REVENUES	0.00	0.00	0.00	0.00	0.00
TOTAL EXPENDITURES	37,118.00	37,118.00	12,594.63	24,523.37	33.93
NET OF REVENUES & EXPENDITURES	(37,118.00)	(37,118.00)	(12,594.63)	(24,523.37)	33.93
Fund 405 - TAX INCREMENTAL DISTRICT #4					
Fund 405 - TAX INCREMENTAL DISTRICT #4:					
TOTAL REVENUES	0.00	0.00	0.00	0.00	0.00
TOTAL EXPENDITURES	15,737.00	15,737.00	2,903.25	12,833.75	18.45
NET OF REVENUES & EXPENDITURES	(15,737.00)	(15,737.00)	(2,903.25)	(12,833.75)	18.45
Fund 406 - TAX INCREMENTAL DISTRICT #5					
Fund 406 - TAX INCREMENTAL DISTRICT #5:					
TOTAL REVENUES	0.00	0.00	0.00	0.00	0.00
TOTAL EXPENDITURES	31,324.00	31,324.00	23,732.73	7,591.27	75.77
NET OF REVENUES & EXPENDITURES	(31,324.00)	(31,324.00)	(23,732.73)	(7,591.27)	75.77
Fund 407 - TAX INCREMENTAL DISTRICT #6					
Fund 407 - TAX INCREMENTAL DISTRICT #6:					
TOTAL REVENUES	0.00	0.00	0.00	0.00	0.00
TOTAL EXPENDITURES	25,531.00	25,531.00	8,570.63	16,960.37	33.57
NET OF REVENUES & EXPENDITURES	(25,531.00)	(25,531.00)	(8,570.63)	(16,960.37)	33.57
Fund 408 - TAX INCREMENTAL DISTRICT #7					

Fund 408 - TAX INCREMENTAL DISTRICT #7:					
TOTAL REVENUES	0.00	0.00	0.00	0.00	0.00
TOTAL EXPENDITURES	1,073.00	1,073.00	458.05	614.95	42.69
NET OF REVENUES & EXPENDITURES	(1,073.00)	(1,073.00)	(458.05)	(614.95)	42.69
Fund 409 - TAX INCREMENTAL DISTRICT #8					
Fund 409 - TAX INCREMENTAL DISTRICT #8:					
TOTAL REVENUES	0.00	0.00	0.00	0.00	0.00
TOTAL EXPENDITURES	11,737.00	11,737.00	1,577.80	10,159.20	13.44
NET OF REVENUES & EXPENDITURES	(11,737.00)	(11,737.00)	(1,577.80)	(10,159.20)	13.44
Fund 410 - TAX INCREMENTAL DISTRICT #9					
Fund 410 - TAX INCREMENTAL DISTRICT #9:					
TOTAL REVENUES	0.00	0.00	0.00	0.00	0.00
TOTAL EXPENDITURES	1,073.00	1,073.00	143.05	929.95	13.33
NET OF REVENUES & EXPENDITURES	(1,073.00)	(1,073.00)	(143.05)	(929.95)	13.33
Fund 411 - TAX INCREMENTAL DISTRICT #10					
Fund 411 - TAX INCREMENTAL DISTRICT #10:					
TOTAL REVENUES	0.00	0.00	873.80	(873.80)	100.00
TOTAL EXPENDITURES	1,073.00	1,073.00	143.05	929.95	13.33
NET OF REVENUES & EXPENDITURES	(1,073.00)	(1,073.00)	730.75	(1,803.75)	68.10
Fund 412 - TAX INCREMENTAL DISTRICT #11					
Fund 412 - TAX INCREMENTAL DISTRICT #11:					
TOTAL REVENUES	0.00	0.00	0.00	0.00	0.00
TOTAL EXPENDITURES	1,073.00	1,073.00	143.05	929.95	13.33
NET OF REVENUES & EXPENDITURES	(1,073.00)	(1,073.00)	(143.05)	(929.95)	13.33
Fund 601 - SOMERS WATER UTILITY					
Fund 601 - SOMERS WATER UTILITY:					
TOTAL REVENUES	1,192,602.00	1,192,602.00	438,430.61	754,171.39	36.76
TOTAL EXPENDITURES	1,612,573.00	1,694,043.00	297,395.40	1,396,647.60	17.56
NET OF REVENUES & EXPENDITURES	(419,971.00)	(501,441.00)	141,035.21	(642,476.21)	28.13
Fund 602 - K.R. SEWER DISTRICT					
Fund 602 - K.R. SEWER DISTRICT:					
TOTAL REVENUES	215,397.00	215,397.00	55,762.75	159,634.25	25.89
TOTAL EXPENDITURES	340,503.00	340,503.00	89,513.85	250,989.15	26.29
NET OF REVENUES & EXPENDITURES	(125,106.00)	(125,106.00)	(33,751.10)	(91,354.90)	26.98
Fund 603 - UTILITY DISTRICT #1					
Fund 603 - UTILITY DISTRICT #1:					
TOTAL REVENUES	2,370,099.00	2,370,099.00	709,127.42	1,660,971.58	29.92
TOTAL EXPENDITURES	3,111,467.00	3,111,467.00	543,564.02	2,567,902.98	17.47
NET OF REVENUES & EXPENDITURES	(741,368.00)	(741,368.00)	165,563.40	(906,931.40)	22.33
Fund 604 - STORMWATER UTILITY					
Fund 604 - STORMWATER UTILITY:					
TOTAL REVENUES	280,000.00	280,000.00	291,738.24	(11,738.24)	104.19
TOTAL EXPENDITURES	230,911.00	230,911.00	26,560.94	204,350.06	11.50
NET OF REVENUES & EXPENDITURES	49,089.00	49,089.00	265,177.30	(216,088.30)	540.20
TOTAL REVENUES - ALL FUNDS					
TOTAL REVENUES - ALL FUNDS	15,376,595.00	15,376,595.00	11,763,250.06	3,613,344.94	76.50
TOTAL EXPENDITURES - ALL FUNDS	16,684,086.00	16,824,031.00	3,697,454.17	13,126,576.83	21.98
NET OF REVENUES & EXPENDITURES	(1,307,491.00)	(1,447,436.00)	8,065,795.89	(9,513,231.89)	557.25



**VILLAGE OF SOMERS
VILLAGE BOARD
WORK SESSION ITEM MEMORANDUM**

WORK SESSION: July 2nd, 2024

TO: Village President Stoner and Board of Trustees

PREPARED BY: Kevin Poirier, Assistant to the Administrator
Jason J. Peters, Administrator

AGENDA ITEM: #6 Discuss and Review Discharge of Firearms Ordinance

BACKGROUND:

During the June 25th Village Board Meeting, Teresa Tabbert, 8114 12th Place, approached the board with concerns about a neighbor discharging firearms on his property. She asked the board about any ordinances addressing the issue. Chapter 9 of the Village ordinances prohibits the discharge of firearms east of the Chicago Northwestern Railway.

UPDATE:

President Stoner requested that the issue be brought up during a work session. Mrs. Tabbert was invited to attend.

COMMENTS:

None

ATTACHMENTS:

Ordinance 9.01 Discharge of Firearms – Lakeshore Area

Chapter 9. Public Peace and Good Order

§ 9.01. DISCHARGE OF FIREARMS - LAKE SHORE AREA.

- (A) Definition of Firearm. Any rifle, pistol, shotgun, pellet gun or other instrument used in the propulsion of shot, shell, pellet or bullet.
- (B) Prohibition. No person shall fire or discharge a firearm within or into the following described area in the Village of Somers:
 - (1) Commencing at a point where the south boundary of the Village of Somers joins the water of Lake Michigan; thence northerly along and upon the shore waters of Lake Michigan to the north boundary of the Village of Somers (Kenosha-Racine County Line); thence westward along the northern boundary of the Village of Somers to the east line of the Chicago Northwestern Railway right-of-way thence southerly along the east line of the Chicago Northwestern railway right-of-way to the south line of the Village of Somers, (north line of the City of Kenosha); thence easterly along and upon the south line of the Village of Somers to the point of beginning.

**VILLAGE OF SOMERS
VILLAGE BOARD
WORK SESSION ITEM MEMORANDUM**

WORK SESSION: July 2nd, 2024

TO: Village President Stoner and Board of Trustees

PREPARED BY: Jason J. Peters, Administrator

AGENDA ITEM: #7 Discuss complaint regarding traffic near Somers Elementary School

BACKGROUND:

At our June 25th Board Meeting, Teresa Tabbert brought up concerns regarding traffic near Somers Elementary School. President Stoner requested that this matter be placed on our July 2nd Work Session for discussion.

UPDATE:

In November of 2023, Kenosha County started work on the Kenosha County Comprehensive Safety Action Plan (CSAP). It is a comprehensive study of all County Trunk Highways. The County has hired an engineering firm to help the group create the CSAP. This is being paid for by a grant that the Highway Department secured from the Federal Government. CTH E and CTH EA are currently being studied as a part of the CSAP. On January 11th, President Stoner and Administrator Peters attended the first meeting. The committee is made of representatives from all the communities in Kenosha County. At that meeting, the issue of this intersection was brought to the committee.

The Engineering firm has attended events around the County in an effort to collect citizen comments on the safety of County Roads. They were present at Somers Community Day. The issue of this intersection was also brought to their attention through comments received at this community event.

On June 25th, Administrator Peters attended the second CSAP committee meeting. We reviewed data regarding traffic accidents and discussing next steps in the study. Administrator Peters again brought up this issue.

The Engineering firm and County will be holding a Local Officials Meeting and Public Informational meeting in September to gain further public input. The final report should be submitted to the County Public Works Committee in October.

COMMENTS:

As the jurisdiction for these roads, fall under the County, Administration's recommendation is for the Board and residents to reach out to their County representatives and KUSD to share their concerns over this traffic pattern.

ATTACHMENTS:

None



**VILLAGE OF SOMERS
VILLAGE BOARD
WORK SESSION ITEM MEMORANDUM**

WORK SESSION: July 2nd, 2024

TO: Village President Stoner and Board of Trustees

PREPARED BY: Jason J. Peters, Administrator

AGENDA ITEM: #8 Discuss complaint regarding intersection of 12th Place and 82nd Avenue

BACKGROUND:

At our June 25th Board Meeting, Teresa Tabbert brought up concerns regarding the intersection of 12th Place and 82nd Avenue. President Stoner requested that this matter be placed on our July 2nd Work Session for discussion.

COMMENTS:

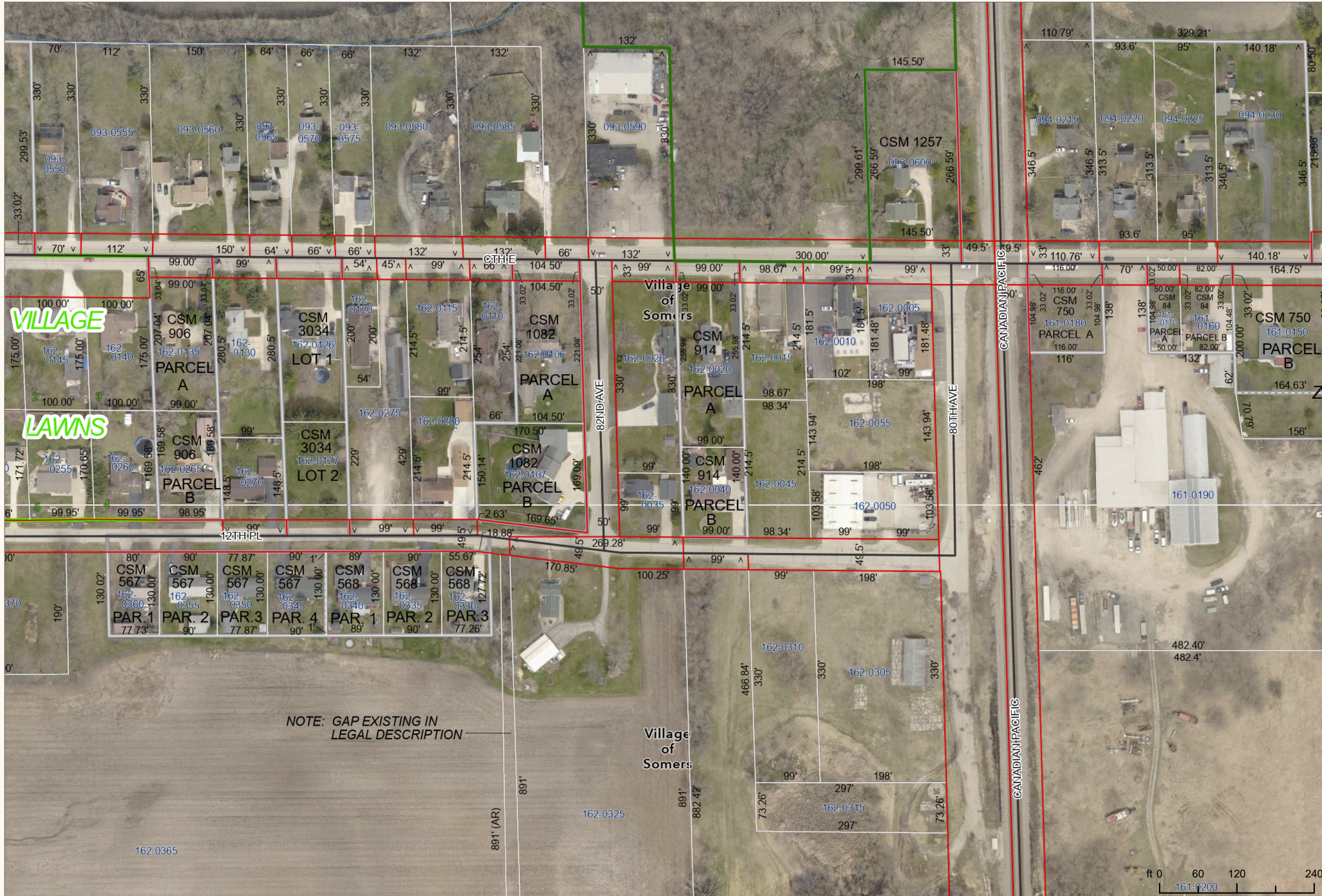

The intersection of 12th Place and 82nd Avenue is uncontrolled. On June 26th, Administrator Peters and President Stoner inspected the intersection. On June 27th, Chief Andersen, Administrator Peters and President Stoner discussed the issue in preparation for our July 2nd Meeting.

If the Board wishes to move forward with a Stop Sign at this intersection 7.13 of our Village Code will need to be amended to reference the control measure.

ATTACHMENTS:

Map

Intersection 12th Place & 82nd Avenue



DISCLAIMER This map is neither a legally recorded map nor a survey and is not intended to be used as one. This drawing is a compilation of records, data and information located in various state, county and municipal offices and other sources affecting the area shown and is to be used for reference purposes only. Kenosha County is not responsible for any inaccuracies or errors contained. If discrepancies are found, please contact Kenosha County.



1:1,796
1" = 150'

Date Printed: 6/27/2024



**VILLAGE OF SOMERS
VILLAGE BOARD
WORK SESSION ITEM MEMORANDUM**

WORK SESSION: July 2nd, 2024

TO: Village President Stoner and Board of Trustees

PREPARED BY: Jason J. Peters, Administrator

AGENDA ITEM: #9 Discussion regarding 2025 Capital Improvement Projects

BACKGROUND:

Trustee Nelson has requested time at our July 2nd Work Session to discuss potential projects for the 2025 CIP program.

ATTACHMENTS:

CIP Budgets

2024 Consolidated CIP

	2024 total proposed CIP budget	Use of funds							Use of carry over funds from previous borrowings		
		2024 proposed General fund	2024 proposed Sewer fund CIP	2024 proposed Water fund CIP	2024 proposed Stormwater fund CIP	2024 proposed TID #1 CIP	Carried over from 2023	2023A borrowing		2024 cash	2025 cash
General fund:											
Paving:											
16th Place (Green Bay Rd. to Termination) PASER Rating 1	\$97,545	97,545						97,545			
13th Ave. (CTH KR to 361, 13th Ave. to Bridge) PASER Rating = 1	\$605,648	605,648						605,648			
25th Street (39th Ave. to Termination) PASER Rating = 1	\$0	-						-			
2023 Final street project amount							98,519				
	\$703,193	703,193					98,519	703,193			
Public works:											
1988 John Deere Excavator	\$0	-									
2008 Freightliner 12 yard Dump & Patrol Truck	\$300,000	\$300,000						\$300,000			
PW Power Washer	\$17,500	\$17,500							\$17,500		
2008 Freightliner 5 yard Dump & Patrol Truck	\$300,000	300,000						\$300,000			
Indoor Scissor Lift	\$20,000	\$20,000						\$20,000			
Outdoor Boom Lift	\$55,000	55,000						55,000			
	692,500	692,500						675,000	17,500		
Parks:											
West Bball Diamond Light Expansion	-	-									
	-	-									
	-	-									
	-	-									
Public Safety:											
Fire Department special operations trailer	35,000	35,000						35,000			
6312 light tower	40,000	40,000						40,000			
New Lucas CPR machine #1	40,000	40,000						40,000			
SCUBA Gear	10,000	10,000						10,000			
SCBA Replacement Program-Annual	30,000	30,000							30,000		
	-	-									
	-	-									
	-	-									
	155,000	155,000						125,000	30,000		
Administration:											
Auditorium	246,842	246,842						246,842			
Auditorium signage	17,900	17,900						17,900			
Auditorium Audio/Video	136,106	136,106						16,106			120,000
Auditorium projects contingency fund	60,127	60,127						19,152	40,975		
IT	35,000	35,000							35,000		
Electronic Street Sign	15,000	15,000							15,000		
Enclosed dumpster & Landscaping	25,000	25,000							25,000		
Village Buildings HVAC Repairs	10,000	10,000							10,000		
Village/Town Hall Exterior Paint	30,000	30,000							30,000		
Replacement Computer Plan	20,000	20,000							20,000		
Cisco Direct yrly License qty (10) at \$117 a piece	1,170	1,170							1,170		
	597,145	595,975						300,000	177,145		120,000
	2,147,838	2,146,668					98,519	1,803,193	224,645		120,000
Sewer fund:											
Eaglewood Lift Station 45th Ave Capacity Increase	842,200		842,200						842,200		
Lichter Lift Station 63rd Ave.	807,500		807,500						807,500		
I&I Replacement/Repaid Program	200,000		200,000						200,000		
2008 Chevrolet 1500 Pickup	-		-						-		
	1,849,700		1,849,700						1,849,700		
Water fund:											
Water Meter AMR Program	432,788			432,788							432,788
	432,788			432,788							432,788
Storm water fund:											
Greenbay Road Mueller parcel	40,000				40,000				40,000		
Gitzlaff Phase II	50,000				50,000				50,000		
Pond Sediment	25,000				25,000				25,000		
Neumiller Woods Phase II	30,000				30,000				30,000		
Davis Culvert	40,000				40,000				40,000		
4th Street Culvert Replacement	85,000				85,000				85,000		
Stormwater Plan	-				-				-		
	270,000				270,000				270,000		
TID#1:											
	-				-				-		
	-				-				-		
TOTAL	4,700,327	2,146,668	1,849,700	432,788	270,000	-	98,519	1,803,193	2,344,345	-	552,788

Project	Departments Involved							Impr Year	Cost Estimate	Funding								Total	Notes
	Streets	Sanitary Water	Storm	Parks	Fire	PW	Admin			Tax Levy	Sewer Utility	TID #1	TID #2	TID #3	TID #4	TID #6	Pot SW Util		
Sanitary Utility																			
	x										x							\$0	
Total Sanitary Utility																		\$0	
Water Utility																			
																		\$0	
Total Water Utility																		\$0	
TOTAL CIP - TID #3									\$0	\$0	\$0	\$0	\$0	\$0	\$0	\$0	\$0	\$0	
GRANT: 2018-001, 2019-012, 2020-022, 2020-023, 2021-014, 2021-019, 2022-008																			
2018-001 - \$128,172.74 revenue balance, \$109,216.67 expenses balance																			
2019-012 - no revenue acct listed, \$10,077,743.26 expenses balance																			
2020-022 - no revenue acct listed, \$1,418,428.17 expenses balance																			
2020-023 - no revenue acct listed, \$1,826,013.8 expenses balance																			
2021-014 - no revenue acct listed, \$159,399.30 expenses balance																			
2021-019 - \$20,000 revenue balance, \$33,878.94 expenses balance																			
2022-008 - \$585,371.73 revenue balance, \$303,590.11 expenses balance																			
842200																			

Project	Departments Involved								Impr Year	Cost Estimate	Funding								Total	Notes																						
	Streets	Sanitary Water	Storm Parks	Fire	PW	Admin	Priority	Tax Levy			Sewer Utility	TID #1	TID #2	TID #3	TID #4	TID #6	Pot SW Util	Pot Donors			Pot Asm/Dev	2023	2024	2025	2026	2027	2028	2029	2030													
Sanitary Utility																																\$0										
Total Sanitary Utility																\$0	\$0	\$0	\$0	\$0	\$0	\$0	\$0	\$0	\$0	\$0	\$0	\$0	\$0	\$0	\$0	\$0	\$0									
Water Utility																																										\$0
Total Water Utility																\$0	\$0	\$0	\$0	\$0	\$0	\$0	\$0	\$0	\$0	\$0	\$0	\$0	\$0	\$0	\$0	\$0	\$0									
TOTAL CIP - TID #6																\$0	\$0	\$0	\$0	\$0	\$0	\$0	\$0	\$0	\$0	\$0	\$0	\$0	\$0	\$0	\$0	\$0										
GRANT: 2019-012, 2020-018, 2020-021, 2020-022, 2020-023, 2020-024, 2020-030, 2020-034																																										
2019-012 - no revenue acct listed, \$10,077,743.26 expenses balance																																										
2020-018 - \$13,827,137.22 revenue balance, \$1,100,914.78 expenses balance																																										
2020-021 - \$3,000 revenue balance, \$5,837.50 expenses balance																																										
2020-022 - no revenue acct listed, \$1,418,428.17 expenses balance																																										
2020-023 - no revenue acct listed, \$1,826,013.8 expenses balance																																										
2020-024 - no revenue in balance, \$19,139.75 expenses balance																																										
2020-030 - \$138,000 revenue balance, \$133,470.23																																										
2020-034 - no revenue or expense in balance																																										
842200																																										

Project	Departments Involved							Impr Year	Cost Estimate	Funding								Total	Notes																								
	Streets	Sanitary	Water	Storm	Parks	Fire	PW			Admin	Priority	Tax Levy	Sewer Utility	TID #1	TID #2	TID #3	TID #4			TID #6	Pot SW Util	Pot Donors	Pot Asm/Dev																				
Sanitary Utility																																							\$0				
Total Sanitary Utility																				\$0	\$0	\$0	\$0	\$0	\$0	\$0	\$0	\$0	\$0	\$0	\$0	\$0	\$0	\$0	\$0	\$0	\$0	\$0	\$0	\$0	\$0		
Water Utility																																										\$0	
Total Water Utility																				\$0	\$0	\$0	\$0	\$0	\$0	\$0	\$0	\$0	\$0	\$0	\$0	\$0	\$0	\$0	\$0	\$0	\$0	\$0	\$0	\$0	\$0	\$0	
TOTAL CIP - TID #10																				\$0	\$0	\$0	\$0	\$0	\$0	\$0	\$0	\$0	\$0	\$0	\$0	\$0	\$0	\$0	\$0	\$0	\$0	\$0	\$0	\$0	\$0	\$0	
GRANT: 2020-013, 2022-003																																											
2020-013 - \$20,000 revenue balance, \$8,922.30 expenses balance																																											
2022-003 - \$816,245.87 revenue balance, \$934,060.42 expenses balance																																											
																								</																			

Village of Somers
7511 12th Street
Somers, WI 53171

Village Board Meeting
Tentative Agenda
Tuesday, July 9th, 2024
5:30 p.m.

Village Board Meeting:	
Item #	
1	Call to order
2	Pledge of Allegiance
3	Consent and Approval of Minutes of Regular meetings on June 25 th , 2024, Vouchers dated June 24 th , 2024, June 27 th , 2024 and July 3 rd , 2024, & ACH Payments,
4	Correspondence:
5	Citizens Comments
6	President and Trustee Comments
7	Action on Operator's Licenses:
8	Adjourn

I hereby certify that as the designee of the chief elected official of the Village of Somers, I posted this notice of the July 9th, 2024 Village Board Meeting & **Tentative** Agenda in 1 public place & on the Village website.

Dated this 28th day of June, 2024

Wendy Burnette, Clerk-Treasurer

Requests from person with disabilities who need assistance to participate in this meeting should be made to the Clerk's Office at 262-859-2822 with as much notice as possible. **Notice is hereby given that members of the Village Board may participate telephonically. Notice is hereby given that members of the Town Board may be in attendance for the sole purpose of gathering information. A quorum may be present. However, no Board action will be taken.**